

OHIO

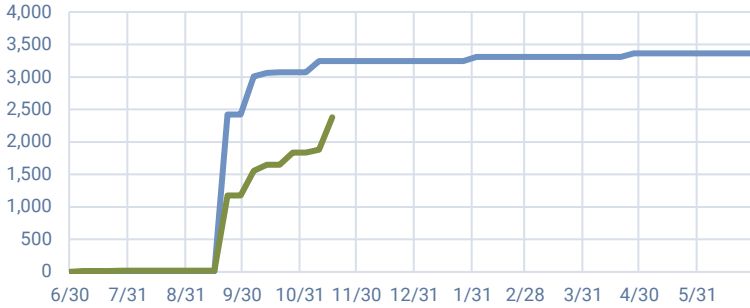
Conversations & New Educators

	1:1s	New Educators	Joined	Initial Potentials	Current Potentials	Digital Journey
Total	2,379	532	55	1,110	707	2,115
Pro	2,228	483	54	1,051	656	2,008
ESP	60	2	1	35	29	34
HiEd	91	47	0	24	22	73

Top Surveyed Interests

	Pro	ESP	HiEd	Total
Social Racial Justice	1,392			1,392
Classroom Management	1,161			1,161
Family Community Engagement	1,108			1,108
Educator Rights	948			948
Student Debt	938			938
Salary	921			921
Mentor Coach	820			820
Families	820			820
Ed Policy	698			698
School Funding	675			675
Administration	653			653
Political Advocacy	625			625
HealthCare	614			614
Pensions	590			590
Lesson Planning	529			529

One on Ones: 2019-2020 & 2018-2019



Top Engaged Locals

Rank	1:1s
1 DAYTON E A	91
2 SOUTH-WESTERN E.A.	90
3 COLUMBUS E. A.	89
4 LAKOTA E.A. - BUTLER	58
5	58

Rank	1:1s
6 MIDDLETOWN T.A.	54
7 YOUNGSTOWN E. A.	53
8 HILLIARD E.A.	52
9 NW ASSOCIATION OF EDUCATORS	46
10 PICKERINGTON E.A.	44

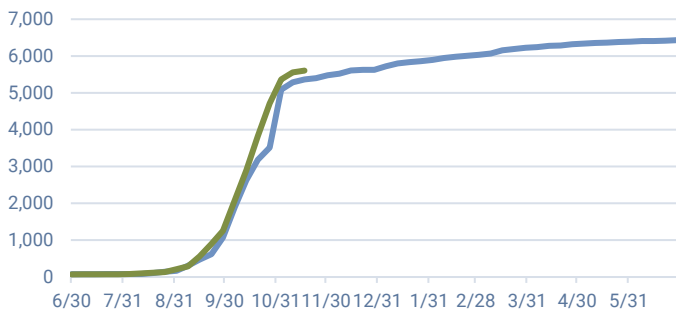
Total Engaged 379

New Membership Recruitment

	19-20 YTD	18-19 YTD	Net Growth: YTD		Net Growth: Total			Canceled		Retained	
			#	%	18-19 Total	#	%	19-20 YTD	18-19 YTD	19-20 YTD	18-19 YTD
Total	5,605	5,368	237	4%	6,435	-830	-13%	36	39	99.4%	99.3%
Pro	4,693	4,424	269	6%	4,911	-218	-4%	15	21	99.7%	99.5%
ESP	875	896	-21	-2%	1,410	-535	-38%	21	17	97.6%	98.1%
HiEd	37	48	-11	-23%	114	-77	-68%	0	1	100.0%	97.9%

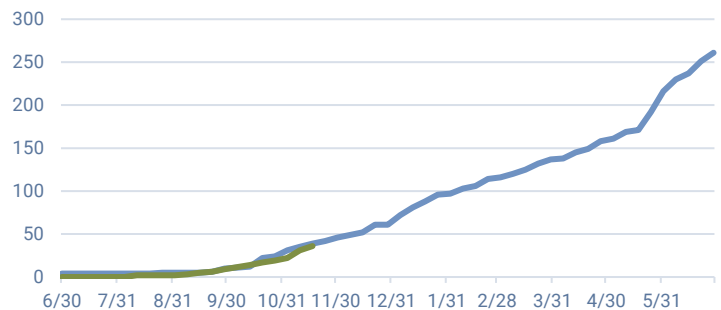
New Membership Recruitment:

2019-2020 & 2018-2019



New Membership Cancellation:

2019-2020 & 2018-2019



OHIO

11/19/2019

Uniserv	Pro	ESP	HfEd	1:1s	New Edu	Joined	Potentials	Admin	Bullying	Career	ClassmMgmt	College	Comm	Debt	EdPolicy	EduRights	Expect	FamCom	Families	Funding	Health	Lesson	Mentor	Nutrition	Paycheck	Pedagogy	Pension	PoliticalAdv	Poverty	Safety	Salary	SocJust	Trauma	Wages	WholeStuden	WorkCond
2 FAR WEST	11	0	1	12	4	1	0	2	0	0	6	0	0	5	4	5	1	5	4	2	4	3	4	0	2	0	3	7	0	0	5	7	0	0	0	0
ALPHA	9	0	0	9	0	0	1	1	0	0	4	0	0	1	1	5	0	5	3	3	1	0	3	0	0	0	1	1	0	0	1	6	0	0	0	1
ALWYDIN	6	0	0	6	2	0	0	2	0	0	4	0	0	4	4	3	0	2	2	3	4	4	2	0	2	0	2	1	0	0	3	4	0	0	0	0
ARK	30	0	1	31	11	0	11	9	0	0	17	0	0	11	7	14	3	15	10	6	7	9	10	0	6	0	6	5	0	0	14	19	0	0	0	0
AVA	25	0	0	25	1	0	0	12	0	0	14	0	0	6	10	7	1	10	10	9	5	4	10	0	6	0	7	4	0	0	11	14	0	0	0	0
BIG DARBY	11	0	0	11	4	0	0	6	0	0	5	0	0	5	2	5	3	7	4	5	2	2	4	0	2	0	1	4	0	0	7	7	0	0	0	0
BLACK SWAMP	7	0	0	7	0	0	1	5	0	0	5	0	0	3	4	4	2	3	5	4	2	1	5	0	1	0	2	2	1	0	6	7	0	0	0	0
BLUE RIBBON JOINT A	5	0	0	5	0	0	0	2	0	0	3	0	0	3	1	3	1	2	4	2	0	1	4	0	0	0	1	3	0	0	2	3	0	0	0	0
BLUE RIBBON JOINT B	9	0	0	9	1	0	0	4	0	0	3	0	0	6	3	6	3	7	7	5	3	2	7	0	4	0	2	3	0	0	5	8	0	0	0	0
BRILLIANT SC	8	0	0	8	3	0	1	5	0	0	6	0	0	4	1	6	2	6	3	5	3	3	3	0	4	0	2	0	0	0	4	6	0	0	0	0
CANTON UNIT C	13	0	0	13	3	0	2	2	0	0	4	0	0	9	3	3	3	5	6	3	4	2	6	0	1	0	1	3	0	0	7	7	0	0	0	2
CAR	50	0	1	51	10	15	7	9	0	0	21	0	0	12	4	13	3	13	9	10	16	10	9	0	6	0	5	6	0	0	11	26	0	0	0	0
CENTRAL OHIO VALLEY-2	24	1	2	27	7	2	2	7	0	0	20	0	0	10	9	12	2	15	13	6	4	6	13	0	5	0	9	8	0	0	11	19	0	0	0	0
CLARK COUNTY	23	0	1	24	13	2	5	5	0	0	15	0	0	13	10	14	1	12	9	7	8	9	9	0	8	0	10	10	0	0	7	17	0	0	0	0
COLUMBIANA UNIT 21	7	0	1	8	0	0	1	3	0	0	3	0	0	3	2	3	2	3	2	1	1	2	2	0	2	0	1	3	0	0	5	4	0	0	0	0
COLUMBUS EDUCATION ASSC	86	0	3	89	14	2	4	35	0	0	38	0	0	45	23	43	16	52	37	53	26	31	37	0	28	0	12	22	0	0	47	68	0	0	0	2
EAST STARK	3	0	0	3	1	0	0	1	0	0	3	0	0	2	0	2	1	2	2	1	1	0	2	0	1	0	0	1	0	0	2	1	0	0	0	0
EASTERN BUTLER COUNTY	124	26	0	150	6	1	119	4	0	0	13	0	0	14	7	5	7	13	6	5	5	4	6	0	8	0	1	5	1	0	10	12	0	0	0	1
EASTERN EDGE EDUCATORS	78	0	3	81	13	0	14	20	0	0	43	0	0	27	25	29	6	30	32	21	19	18	32	0	13	0	26	20	0	0	33	51	0	0	0	4
EMERALD COAST	24	0	0	24	7	2	9	3	0	0	16	0	0	12	8	12	2	20	14	10	2	4	14	0	2	0	6	6	0	0	12	16	0	0	0	0
ENNEAD	22	1	1	24	8	1	4	6	0	0	15	0	0	9	12	16	7	15	11	12	6	3	11	0	10	0	5	11	0	0	10	17	0	0	0	0
FIRELANDS A & B SERVICE CC	13	0	0	13	1	0	0	5	0	0	8	0	0	10	6	9	2	8	5	5	3	3	5	0	3	0	3	5	0	0	6	12	0	0	0	0
GRAND LAKE	5	0	0	5	2	0	0	2	0	0	2	0	0	2	1	3	1	3	2	1	2	1	2	0	1	0	0	1	0	0	3	3	0	0	0	0
GRAND OLD RIVER	5	0	0	5	2	0	0	2	0	0	2	0	0	3	4	5	1	4	3	2	2	1	3	0	1	0	1	1	0	0	2	4	0	0	0	0
GREENE COUNTY	6	0	0	6	1	0	0	1	0	0	1	0	0	0	0	2	1	1	1	2	2	0	1	0	0	0	0	2	0	0	3	4	0	0	0	0
HALL OF FAME	46	0	2	48	9	1	18	13	0	0	26	0	0	17	13	25	18	24	13	17	14	14	13	0	13	0	11	11	0	0	19	24	0	0	0	7
HAPPY TRAILS	13	0	0	13	3	1	2	4	0	0	6	0	0	5	0	3	2	4	2	3	2	1	2	0	1	0	2	6	1	0	2	4	0	0	0	0
HCC	18	0	2	20	9	1	0	5	0	0	7	0	0	6	6	6	1	8	5	5	7	3	5	0	3	0	7	6	0	0	10	15	0	0	0	0
HEART OF OHIO	33	0	1	34	7	6	2	9	0	0	9	0	0	9	10	11	4	13	11	10	5	5	11	0	5	0	6	8	0	0	11	16	0	0	0	3
KALEIDOSCOPE	16	0	1	17	7	3	0	2	0	0	8	0	0	7	2	8	2	6	5	5	6	3	5	0	4	0	1	1	0	0	5	10	0	0	0	0
KALM	14	0	0	14	4	0	0	2	0	0	9	0	0	9	5	5	3	7	3	6	2	3	3	0	3	0	1	3	0	0	6	6	0	0	0	0

Uniserv	Pro	ESP	H/Ed	1:1s	New Edu	Joined	Potentials	Admin	Bullying	Career	Classroom	College	Comm	Debt	EdPolicy	EduRights	Expect	FamCom	Families	Funding	Health	Lesson	Mentor	Nutrition	Paycheck	Pedagogy	Pension	PoliticAdv	Poverty	Safety	Salary	SocJust	Trauma	Wages	Wholes	Students	WorkCond
KUDOS	36	0	0	36	12	0	16	17	0	0	23	0	0	21	13	15	4	28	17	6	16	14	17	0	9	0	16	10	0	0	20	25	0	0	0	0	
LAWRENCE-GALLIA	10	0	0	10	4	0	0	4	0	0	6	0	0	4	4	4	2	5	3	6	2	3	3	0	7	0	0	3	0	0	5	10	0	0	0	0	
LICKING COUNTY	39	0	0	39	23	0	20	13	0	0	25	0	0	21	11	17	4	21	15	9	12	11	15	0	7	0	8	6	0	0	14	30	0	0	0	1	
MAUMEE A	38	0	1	39	14	0	4	19	0	0	26	0	0	21	15	19	2	20	18	11	10	13	18	0	8	0	7	14	0	0	17	23	0	0	0	0	
MAUMEE RIVER	12	0	1	13	3	0	5	6	0	0	6	0	0	9	7	5	4	11	9	9	9	3	9	0	5	0	0	4	0	0	10	11	0	0	0	0	
MEDINA COUNTY	7	2	0	9	0	0	3	5	0	0	4	0	0	4	6	5	2	6	2	1	1	2	2	0	3	0	4	3	0	0	4	3	0	0	0	0	
MIAMI VALLEY JOINT COUNCIL	25	0	0	25	6	0	4	4	0	0	7	0	0	5	5	10	6	7	5	6	4	2	5	0	2	0	0	16	0	0	7	6	0	0	0	0	
MIAMI VALLEY JOINT COUNCIL	92	1	5	98	18	1	45	34	0	0	51	0	0	41	35	49	8	48	38	29	29	32	38	0	34	0	32	44	1	0	49	72	0	0	0	2	
NATIONAL TRAIL	4	0	0	4	0	1	1	3	0	0	3	0	0	4	1	2	1	1	2	3	0	1	2	0	1	0	0	0	0	3	3	0	0	0	0	0	
NORTH BEND	82	0	2	84	8	0	45	13	0	0	24	0	0	26	15	24	7	25	19	14	11	11	19	0	14	0	11	8	1	0	22	34	0	0	0	1	
NORTH COAST UNISERV A	9	0	0	9	2	1	0	2	0	0	3	0	0	7	3	3	3	3	1	4	3	2	1	0	1	0	0	2	0	0	4	7	0	0	0	0	
NORTH COAST UNISERV B	13	0	1	14	2	0	9	6	0	0	9	0	0	7	7	9	0	8	3	10	7	7	3	0	4	0	5	6	0	0	6	10	0	0	0	0	
NORTH COAST UNISERV C	5	0	0	5	2	1	0	1	0	0	4	0	0	3	2	4	1	3	1	2	1	2	1	0	3	0	2	1	0	0	1	3	0	0	0	0	
NORTHEAST UNISERV	35	4	0	39	2	0	2	10	0	0	13	0	0	7	7	11	1	23	15	19	7	3	15	0	5	0	14	8	0	0	13	25	0	0	0	0	
NORTHWEST	5	0	0	5	3	0	0	1	0	0	4	0	0	4	0	3	2	5	1	2	2	1	1	0	3	0	1	1	0	0	4	2	0	0	0	0	
O.H.I.O.	160	3	9	172	82	0	112	64	0	0	110	0	0	81	70	89	12	112	108	52	55	56	108	0	42	0	63	63	0	0	66	142	0	0	0	5	
O-D4	28	0	1	29	17	0	13	13	0	0	17	0	0	11	11	15	5	21	14	8	7	10	14	0	8	0	8	4	0	0	10	23	0	0	0	0	
OHIO RIVER	29	0	1	30	6	0	8	8	0	0	19	0	0	13	5	12	7	17	15	8	3	7	15	0	9	0	10	3	0	0	10	18	0	0	0	0	
OMEGA SOUTH	10	0	0	10	3	0	1	1	0	0	7	0	0	5	2	5	3	7	4	3	0	2	4	0	2	0	1	2	0	0	6	6	0	0	0	1	
PHOENIX	10	0	0	10	5	3	0	1	0	0	2	0	0	4	1	5	1	5	4	3	0	1	4	0	1	0	0	0	0	3	4	0	0	0	0	0	
PUTNAM COUNTY	3	0	0	3	1	0	1	1	0	0	2	0	0	2	2	2	1	2	2	1	1	1	2	0	1	0	0	0	0	2	2	0	0	0	0	0	
S.H.O.E.S.	4	0	0	4	1	0	0	2	0	0	2	0	0	2	2	3	1	3	1	1	2	1	1	0	1	0	0	3	0	0	2	4	0	0	0	0	
SALT FORK	12	0	0	12	3	0	1	3	0	0	5	0	0	4	3	5	7	6	4	1	1	5	4	0	3	0	3	3	0	0	2	8	0	0	0	3	
SHAWNEE	27	0	1	28	1	0	0	8	0	0	20	0	0	13	7	11	0	16	2	5	8	11	2	0	3	0	9	4	0	0	12	17	0	0	0	0	
SOUTH CENTRAL OHIO	26	0	0	26	1	0	4	5	0	0	14	0	0	11	6	11	3	13	10	8	13	0	10	0	5	0	8	7	0	0	11	21	0	0	0	0	
SOUTHWEST	19	15	0	34	4	0	6	10	0	0	14	0	0	10	10	13	5	19	7	12	23	2	7	0	7	0	19	7	0	0	19	17	0	0	0	0	
SOUTHWEST HILLS	9	0	0	9	2	0	1	2	0	0	6	0	0	4	1	3	2	4	3	3	4	3	3	0	1	0	0	2	0	0	6	5	0	0	0	0	
STERLING	14	0	0	14	5	0	7	6	0	0	10	0	0	6	5	8	1	8	7	6	6	3	7	0	6	0	4	4	0	0	7	13	0	0	0	0	
SUMMIT/PORTAGE A	14	0	0	14	0	0	2	2	0	0	3	0	0	2	2	6	4	8	2	3	2	3	2	0	1	0	4	2	0	0	6	4	0	0	0	2	
SUMMIT/PORTAGE B	37	1	0	38	3	0	3	7	0	0	22	0	0	18	15	21	1	23	11	12	13	9	11	0	7	0	14	10	0	0	19	25	0	0	0	0	
SUMMIT/PORTAGE C	22	0	0	22	6	0	2	7	0	0	8	0	0	12	9	11	2	12	11	2	9	3	11	0	7	0	4	4	0	0	10	12	0	0	0	0	
THE CINCY 10	30	0	2	32	15	0	1	15	0	0	22	0	0	20	16	17	4	19	22	15	13	10	22	0	13	0	11	20	0	0	20	28	0	0	0	0	
TRI-COUNTY	72	0	5	77	20	0	26	18	0	0	50	0	0	38	23	28	6	34	35	24	19	22	35	0	14	0	29	19	0	0	39	55	0	0	0	3	

Uniserv	Pro	ESP	HiEd	1:1s	New Edu	Joined	Potentials	Admin	Bullying	Career	Classroom	College	Comm	Debt	EdPolicy	EduRights	Expoct	FamCom	Families	Funding	Health	Lesson	Mentor	Nutrition	Paycheck	Pedagogy	Pension	PoliticAdv	Poverty	Safety	Salary	SocJust	Trauma	Wages	Wholes	Studen	WorkCond
TRI-COUNTY EDUCATIONAL LI	46	0	0	46	1	0	0	22	0	0	27	0	0	17	21	13	1	21	14	10	13	13	14	0	11	0	27	9	0	0	24	28	0	0	0	1	
TRI-COUNTY PLUS ONE	7	0	0	7	3	0	0	1	0	0	4	0	0	3	4	3	2	1	2	3	3	1	2	0	0	1	2	0	0	3	5	0	0	0	0		
TRUMBULL COUNTY JOINT A	7	0	0	7	1	0	1	2	0	0	2	0	0	4	1	0	0	5	2	3	3	1	2	0	2	0	1	0	0	4	2	0	0	0	0		
TRUMBULL COUNTY JOINT B	16	0	0	16	2	0	0	5	0	0	4	0	0	3	2	3	2	6	4	4	3	1	4	0	4	0	4	2	0	0	4	5	0	0	0	1	
Unassigned Uniserv	44	0	26	70	4	0	3	11	0	0	18	0	0	13	15	17	16	16	11	12	13	7	11	0	12	0	7	51	0	0	15	20	0	0	0	2	
UNIFIED PORTAGE	62	1	0	63	6	2	4	22	0	0	31	0	0	26	19	28	3	27	12	16	13	13	12	0	15	0	31	15	0	0	20	37	0	0	0	2	
UNISERV DISTRICT 13	1	0	0	1	0	0	1	0	0	0	0	0	0	1	1	0	0	0	0	0	0	0	0	0	0	0	0	1	0	0	1	1	0	0	0	0	
UNIT 08	41	0	5	46	12	1	12	13	0	0	31	0	0	24	14	26	15	27	21	19	19	7	21	0	16	0	15	8	0	0	22	28	0	0	0	3	
UNIT 38	33	1	1	35	8	0	20	13	0	0	24	0	0	20	12	16	7	20	9	8	15	14	9	0	11	0	10	9	0	0	19	27	0	0	0	1	
UNIT 43	45	0	8	53	5	0	12	12	0	0	34	0	0	19	21	23	1	24	15	7	16	10	15	0	7	0	22	12	0	0	24	35	0	0	0	0	
WARREN COUNTY COUNCIL	14	0	0	14	4	0	1	4	0	0	3	0	0	7	7	6	4	7	6	5	6	1	6	0	2	0	2	6	0	0	10	9	0	0	0	0	
WEST SHORE REGIONAL	55	0	0	55	14	4	28	16	0	0	31	0	0	24	27	24	4	29	20	21	17	14	20	0	9	0	16	16	0	0	21	25	0	0	0	1	
WESTERN	64	3	2	69	20	2	14	11	0	0	34	0	0	23	16	26	5	27	17	15	13	18	17	0	11	0	13	22	0	0	17	35	0	0	0	0	
WESTERN BUTLER COUNTY	33	0	0	33	12	0	3	8	0	0	20	0	0	17	13	14	2	12	16	13	6	12	16	0	5	0	11	13	0	0	12	24	0	0	0	2	
WESTERN RESERVE	7	0	0	7	2	0	2	2	0	0	2	0	0	6	3	1	3	6	5	5	3	0	5	0	3	0	0	1	0	0	3	4	0	0	0	0	
WOEISME	14	0	0	14	4	1	4	5	0	0	8	0	0	7	7	9	5	7	5	5	6	3	5	0	2	0	3	0	0	7	10	0	0	0	0		

OHIO

11/19/2019

Local	Pro	ESP	H/E	1:1s	New Edu	Joined	Potentials	Admin	Bullying	Career	ClassMgmt	College	Comm	Debt	EdPolicy	EduRights	Expect	FamCom	Families	Funding	Health	Lesson	Mentor	Nutrition	Paycheck	Pedagogy	Pension	PoliticAdv	Poverty	Safety	Salary	SocJust	Trauma	Wages	WholeStudent	WorkCond
	57	1		58	7	0	58	7	0	0	11	0	0	12	7	7	0	10	7	2	4	6	7	0	4	0	5	6	0	0	6	12	0	0	0	0
ALLIANCE E. A.	1			1	0	0	0	0	0	0	1	0	0	0	0	1	0	1	1	0	0	0	1	0	0	0	0	0	0	0	1	1	0	0	0	0
AMANDA-CLEARCREEK E.A.	3			3	0	0	0	2	0	0	3	0	0	1	1	2	0	3	2	0	1	0	2	0	0	0	3	0	0	0	2	2	0	0	0	0
AMHERST T.A.	1			1	0	0	0	1	0	0	1	0	0	1	1	1	0	1	1	1	0	1	1	0	0	1	1	0	0	1	1	0	0	0	0	0
ANTHONY WAYNE E. A.	2			2	1	0	1	1	0	0	0	0	0	1	2	0	0	2	2	1	0	1	2	0	0	0	0	0	0	1	2	0	0	0	0	0
ASHLAND CITY T. A.	8			8	2	0	6	2	0	0	5	0	0	2	2	3	0	3	3	2	2	3	3	0	2	0	4	1	0	0	3	3	0	0	0	0
ASHLAND VOCATIONAL T.A.	1			1	0	0	0	1	0	0	1	0	0	0	1	0	0	0	0	1	1	0	0	0	1	0	0	0	0	0	1	0	0	0	0	0
ASHTABULA AREA T.A.		4		4	0	0	0	2	0	0	0	0	0	1	0	1	0	3	0	1	0	0	0	0	1	0	2	0	0	0	0	2	0	0	0	0
ATHENS E. A.	1			1	0	0	0	0	0	0	1	0	0	1	0	1	1	1	0	1	0	0	0	0	0	0	0	0	0	0	0	0	0	0	0	0
AUSTINTOWN E. A.	41		3	44	3	0	11	12	0	0	29	0	0	13	18	21	1	22	14	5	15	10	14	0	5	0	19	10	0	0	20	29	0	0	0	0
AVON LAKE E. A.	9			9	2	0	6	2	0	0	8	0	0	4	3	4	0	2	2	4	2	4	2	0	2	0	5	0	0	0	3	1	0	0	0	1
AVON T. A.	9			9	2	0	6	2	0	0	5	0	0	4	5	4	0	7	3	4	3	3	3	0	3	0	4	5	0	0	6	5	0	0	0	0
BARBERTON E. A.	3			3	3	0	2	1	0	0	2	0	0	2	1	2	0	2	1	0	1	1	1	0	1	0	0	0	0	1	3	0	0	0	0	0
BATAVIA PROF. E.A.	2			2	0	0	1	0	0	0	0	0	0	1	0	1	0	1	0	1	0	0	0	0	0	0	0	1	0	0	1	1	0	0	0	0
BAY INDIV-SM GROUP INST TA	2			2	0	0	1	1	0	0	0	0	0	1	1	0	0	0	0	0	0	1	0	0	0	0	0	1	0	0	0	1	0	0	0	0
BAY T.A.	2			2	1	0	2	1	0	0	0	0	0	0	1	0	0	0	0	0	1	0	0	0	0	0	0	0	0	0	0	0	0	0	0	0
BEAVERCREEK E.A.	2			2	0	0	0	0	0	0	1	0	0	0	1	1	1	1	0	1	1	0	0	0	0	0	0	2	0	0	1	0	0	0	0	0
BEDFORD E.A.	6			6	2	2	3	0	0	0	2	0	0	5	1	3	0	6	1	4	0	1	1	0	0	1	1	0	0	3	3	0	0	0	0	0
BELLAIRE E.A.	1			1	0	0	0	0	0	0	1	0	0	0	0	1	0	0	0	1	0	0	0	0	0	0	0	0	0	0	0	0	0	0	0	0
BELLEFONTAINE E. A.	1			1	0	0	0	1	0	0	0	0	0	0	1	1	0	1	1	0	0	0	1	0	0	0	0	0	0	0	1	0	0	0	0	0
BELMONT-HARRISON VOC. E.A.	2			2	0	0	0	1	0	0	2	0	0	2	0	1	2	2	1	2	0	0	1	0	0	0	0	0	0	2	2	0	0	0	0	0
BENJAMIN LOGAN E. A	2			2	1	0	1	1	0	0	1	0	0	1	1	2	1	2	2	1	1	0	2	0	1	0	1	1	0	0	1	2	0	0	0	0
BERNE UNION E.A.	1			1	0	0	0	0	0	0	0	0	0	1	0	0	0	0	0	0	0	0	0	0	0	0	0	0	0	1	1	0	0	0	0	0
BETHEL E.A.	2			2	0	0	0	1	0	0	0	0	0	0	0	1	0	1	1	0	0	0	1	0	0	0	0	1	0	0	0	0	0	0	0	0
BEXLEY E.A.	3			3	1	0	1	0	0	0	1	0	0	0	0	2	0	2	2	1	0	1	2	0	0	0	0	0	0	0	0	2	0	0	0	0
BIG WALNUT E. A.	5		1	6	2	0	3	0	0	0	0	0	0	0	0	0	0	0	0	0	0	0	0	0	0	0	0	0	0	0	0	0	0	0	0	0
BLACK RIVER T. A.		2		2	0	0	0	0	0	0	0	0	0	0	0	0	1	0	0	0	1	0	0	0	0	0	0	0	0	1	0	0	0	0	0	0
BLANCHESTER E A	2			2	1	0	1	0	0	0	1	0	0	1	0	1	1	1	0	0	0	0	0	0	0	0	0	0	0	1	1	0	0	0	0	0
BOARDMAN E. A.	10		1	11	4	0	9	2	0	0	9	0	0	3	5	6	0	2	4	0	4	2	4	0	0	3	4	0	0	7	7	0	0	0	0	0
BOWLING GREEN E. A.	5		1	6	1	0	1	4	0	0	3	0	0	3	2	3	2	4	4	3	1	0	4	0	1	0	0	1	1	0	6	6	0	0	0	0
BRADFORD T. A.	1			1	1	0	0	1	0	0	1	0	0	1	0	0	1	1	1	1	1	0	1	0	1	0	0	0	0	0	1	0	0	0	0	0

Local	Pro	ESP	HEd	1:1s	New Edu	Joined	Potentials	Admin	Bullying	Career	ClassMgmt	College	Comm	Debt	EdPolicy	EduRights	Expect	FamCom	Families	Funding	Health	Lesson	Mentor	Nutrition	Paycheck	Pedagogy	Pension	PoliticAdv	Poverty	Safety	Salary	SocJust	Trauma	Wages	WholeStudent	WorkCond
BRECKSVILLE BRDVIEW HTS E A	3		3	1	0	0	0	0	0	2	0	0	2	1	2	1	3	3	1	0	0	3	0	1	0	0	1	0	0	2	3	0	0	0	0	
BRUNSWICK E. A.	3	15	18	0	0	2	4	0	0	5	0	0	4	2	2	1	6	2	5	13	1	2	0	5	0	12	4	0	0	10	3	0	0	0	0	
BRYAN E. A.	1		1	1	0	0	0	0	0	0	0	0	1	0	0	0	1	0	0	1	0	0	0	1	0	0	0	0	0	1	1	0	0	0	0	
BUCKEYE CENTRAL E. A.	1		1	1	1	0	0	0	0	1	0	0	0	0	0	0	0	0	0	0	0	0	0	0	0	1	0	0	0	1	1	0	0	0	0	
BUCKEYE E. A. ASHTABULA	2		2	2	0	0	0	0	0	0	0	0	0	1	1	0	2	1	1	1	0	1	0	1	0	0	0	0	0	1	2	0	0	0	0	
BUCKEYE LOC C.T.A.	5		6	2	0	1	2	0	0	5	0	0	4	2	2	2	3	5	3	1	3	5	0	4	0	3	2	0	0	3	3	0	0	0	0	
BUCKEYE VALLEY T. A.	12		12	4	6	0	5	0	0	5	0	0	3	7	5	0	7	5	1	1	3	5	0	2	0	3	5	0	0	5	6	0	0	0	1	
BUCYRUS E. A.	10		10	4	0	5	4	0	0	4	0	0	3	5	5	0	4	3	3	5	1	3	0	2	0	3	4	0	0	6	8	0	0	0	0	
BUTLER EDUCATION ASSN	1		1	0	0	0	1	0	0	0	0	0	0	0	0	0	0	0	0	0	0	0	0	0	0	0	1	0	0	1	0	0	0	0	0	
CALDWELL T. A.	1		1	0	0	1	1	0	0	1	0	0	1	0	1	0	0	1	1	0	0	1	0	0	0	0	0	0	0	1	1	0	0	0	0	
CAMPBELL E. A.	1		1	0	0	1	0	0	0	0	0	0	1	0	0	0	0	0	0	0	0	0	0	0	0	0	0	0	0	1	0	0	0	0	0	
CANAL WINCHESTER E. A.	6		6	2	0	0	1	0	0	4	0	0	2	1	2	4	5	1	3	1	0	1	0	2	0	0	2	0	0	2	4	0	0	0	0	
CANTON LOCAL E. A.	1		1	0	0	0	1	0	0	0	0	0	1	0	0	0	0	0	0	0	0	0	0	0	0	0	0	0	0	0	1	0	0	0	0	
CANTON PROF E. A.	14		14	1	0	0	1	0	0	7	0	0	6	3	8	4	6	1	4	4	3	1	0	4	0	2	3	0	0	6	10	0	0	0	2	
CARDINAL E. A.	3		3	0	0	0	0	0	0	0	0	0	1	1	1	0	0	0	1	0	1	0	0	0	0	0	1	0	0	1	1	0	0	0	0	
CAREY E. A.	1		1	0	0	0	1	0	0	0	0	0	1	1	0	0	0	0	1	1	1	0	0	0	0	0	0	0	0	1	1	0	0	0	0	
CELINA E. A.	2		2	1	0	0	1	0	0	0	0	0	0	0	2	0	1	1	0	1	0	1	0	0	0	0	0	0	0	2	2	0	0	0	0	
CENTERBURG T.A.	1		1	0	0	0	0	0	0	0	0	0	0	0	0	0	0	0	0	0	0	0	0	0	0	0	0	0	0	0	0	0	0	0	0	
CENTERVILLE C.T.A.	5		5	1	0	1	0	0	0	1	0	0	0	1	0	0	0	1	0	0	1	1	0	0	0	0	4	0	0	1	0	0	0	0	0	
CHILlicothe E. A.	1		1	0	0	0	0	0	0	0	0	0	0	0	0	0	0	0	0	0	0	0	0	1	0	0	0	0	0	0	1	0	0	0	0	
CIRCLEVILLE E. A.	1		1	0	0	1	1	0	0	1	0	0	0	0	1	0	1	1	1	0	0	1	0	0	0	0	0	0	0	1	1	0	0	0	0	
CLARK-SHAWNEE LOCAL E.A.	1		1	0	0	0	0	0	0	0	0	0	0	0	0	0	0	1	1	1	0	1	0	0	0	0	1	0	0	0	0	0	0	0	0	
CLAY E.A.	21		22	0	0	0	6	0	0	14	0	0	9	6	5	0	11	0	1	6	7	0	0	1	0	8	2	0	0	8	11	0	0	0	0	
CLAYMONT E.A.	4		4	1	0	2	2	0	0	4	0	0	3	3	3	1	3	2	2	2	3	2	0	2	0	2	2	0	0	4	4	0	0	0	1	
CLINTON MASSIE E.A	1		1	0	0	0	1	0	0	1	0	0	0	0	1	0	1	1	0	0	1	1	0	1	0	0	0	0	0	1	0	0	0	0	0	
CLOVERLEAF E. A.	3		3	0	0	2	2	0	0	1	0	0	3	3	3	2	3	0	1	1	0	0	0	2	0	2	2	0	0	2	3	0	0	0	0	
CLYDE GREEN SPRINGS E.A.	2		2	0	1	0	0	0	0	1	0	0	1	0	1	0	1	0	0	0	0	0	0	0	0	0	0	0	0	0	0	0	0	0	0	
COL CRAWFORD E. A.	1		1	0	0	0	0	0	0	0	0	0	0	1	1	0	1	0	1	0	0	0	0	0	0	0	1	0	0	0	1	0	0	0	0	
COLUMBUS E. A.	86		89	14	2	14	35	0	0	38	0	0	45	23	43	16	52	37	53	26	31	37	0	28	0	12	22	0	0	47	68	0	0	0	2	
COLUMBUS STATE E. A.			1	1	0	0	0	0	0	1	0	0	1	0	0	0	0	0	0	0	0	0	0	1	0	0	0	0	0	0	1	0	0	0	0	
CONNEAUT E. A.	4		4	0	0	0	2	0	0	2	0	0	2	1	2	1	3	1	2	0	0	1	0	1	0	0	1	0	0	2	4	0	0	0	0	
CONTINENTAL E. A.	1		1	0	0	0	1	0	0	1	0	0	1	1	1	1	1	1	0	0	0	1	0	0	0	0	0	0	0	1	1	0	0	0	0	

Local	Pro	ESP	HEd	1:1s	New Edu	Joined	Potentials	Admin	Bullying	Career	ClassMgmt	College	Comm	Debt	EdPolicy	EduRights	Expect	FamCom	Families	Funding	Health	Lesson	Mentor	Nutrition	Paycheck	Pedagogy	Pension	PoliticAdv	Poverty	Safety	Salary	SocJust	Trauma	Wages	WholeStudent	WorkCond	
COVINGTON E.A.	1		1	1	0	0	0	0	0	1	0	0	1	0	0	0	0	0	0	0	1	0	0	0	0	0	0	0	0	1	0	0	0	0			
CRESTVIEW T. A. - RICHLAND	5		5	4	0	5	1	0	0	4	0	0	3	3	3	0	1	1	0	1	3	1	0	0	0	0	1	0	0	4	5	0	0	0	0		
CRESTWOOD E.A.	20		20	5	2	7	7	0	0	9	0	0	10	4	12	2	10	3	6	3	6	3	0	4	0	10	5	0	0	6	16	0	0	0	0		
C-T E C T.E.A.	3		3	2	0	2	1	0	0	1	0	0	2	1	1	1	1	1	2	1	0	1	0	1	0	0	1	0	0	2	1	0	0	0	0		
CUYAHOGA FALLS E. A.	9		9	1	0	4	1	0	0	4	0	0	4	5	5	0	5	2	1	4	4	2	0	2	0	4	2	0	0	5	5	0	0	0	0		
DAYTON E.A	86	5	91	18	1	46	33	0	0	47	0	0	38	32	48	8	47	37	29	27	30	37	0	30	0	30	40	1	0	46	69	0	0	0	1		
DEER PARK E. A.	1		1	0	0	0	1	0	0	1	0	0	1	0	0	0	0	1	0	0	0	1	0	1	0	0	0	0	0	1	0	0	0	0	0		
DELAWARE AREA CAREER CTR E	1		1	1	0	0	0	0	0	1	0	0	0	1	1	0	0	0	0	0	0	0	0	0	0	0	0	0	0	0	0	0	0	0	0	0	
DELAWARE CITY T. A.	4		4	3	0	0	3	0	0	2	0	0	3	1	1	3	3	2	0	0	0	2	0	1	0	0	0	0	0	0	4	0	0	0	0	0	
DELPHOS E. A.	23		23	0	0	0	11	0	0	12	0	0	4	9	5	0	9	8	8	3	4	8	0	4	0	7	3	0	0	9	12	0	0	0	0	0	
DUBLIN E.A.	20	1	21	11	0	17	10	0	0	13	0	0	8	9	12	2	16	11	7	7	8	11	0	7	0	8	4	0	0	8	18	0	0	0	0	0	
EAST CLEVELAND E. A.	6		6	1	0	2	3	0	0	5	0	0	5	1	5	2	6	1	2	4	1	1	0	3	0	1	1	0	0	5	6	0	0	0	0	1	
EAST GUERNSEY LOCAL S.A.	1		1	0	1	0	1	0	0	0	0	0	1	0	0	0	0	0	1	0	0	0	0	0	0	0	0	0	0	1	1	0	0	0	0	0	
EAST KNOX E. A.	2		2	1	0	0	1	0	0	2	0	0	1	1	0	0	1	0	2	0	1	0	0	1	0	0	1	0	0	2	1	0	0	0	0	0	
EASTERN LOCAL C.T.A.- PIKE	1		1	0	0	0	0	0	0	0	0	0	0	0	0	1	0	0	1	0	0	0	0	0	0	0	0	0	0	1	1	0	0	0	0	0	
ED. ASSN OF ORRVILLE	3		3	3	1	1	1	0	0	2	0	0	2	3	2	3	2	1	2	3	0	1	0	2	0	0	0	0	0	3	2	0	0	0	0	0	0
ED. OF MONTGOMERY COUNTY	7	1	8	0	0	1	2	0	0	5	0	0	3	3	3	0	3	2	1	2	2	2	0	4	0	2	4	0	0	3	4	0	0	0	0	1	
EDGEWOOD T.A.	23		23	0	0	23	0	0	0	0	0	0	0	0	0	0	0	0	0	0	0	0	0	0	0	0	0	0	0	0	0	0	0	0	0	0	0
EDISON LOC E. A.	3		3	0	0	1	0	0	0	1	0	0	1	0	1	1	2	3	0	1	0	3	0	0	0	0	0	0	0	0	1	0	0	0	0	0	0
EDISON T. A.	2		2	1	0	0	0	0	0	1	0	0	0	1	1	0	2	0	1	2	0	0	0	0	0	0	0	0	0	2	1	0	0	0	0	0	0
EDON NORTHWEST T.A.	1		1	0	0	0	0	0	0	1	0	0	1	0	0	0	1	0	0	0	1	0	0	1	0	0	1	0	0	1	0	0	0	0	0	0	0
ELGIN E.A.	1		1	0	0	0	1	0	0	0	0	0	0	0	0	0	1	0	0	0	0	0	0	0	0	0	1	0	0	0	0	0	0	0	0	0	0
ELIDA E.A.	1		1	0	0	0	0	0	0	1	0	0	1	0	1	0	0	1	1	1	0	1	0	1	0	0	1	0	0	1	1	0	0	0	0	0	0
ELMWOOD E. A.	1		1	0	0	0	1	0	0	1	0	0	0	1	1	0	0	1	1	1	1	1	0	0	0	1	1	0	0	1	1	0	0	0	0	0	0
ELYRIA E. A.	20		20	6	0	14	6	0	0	13	0	0	13	7	6	3	15	11	3	9	8	11	0	5	0	11	6	0	0	10	14	0	0	0	0	0	0
EUCLID T. A.	3		3	1	1	0	0	0	0	2	0	0	1	1	2	1	2	0	1	0	0	0	0	2	0	1	1	0	0	0	2	0	0	0	0	0	0
EVERGREEN E. A.	1		1	0	0	0	1	0	0	0	0	0	1	1	0	0	1	1	1	1	0	1	0	0	0	0	1	0	0	1	1	0	0	0	0	0	0
FAIRBANKS E. A.	1		1	1	0	0	1	0	0	1	0	0	0	0	1	0	1	1	0	0	1	1	0	0	0	0	0	0	0	0	1	0	0	0	0	0	0
FAIRBORN E. A.	2		2	1	0	0	1	0	0	1	0	0	1	1	1	1	1	1	1	0	0	1	0	0	0	0	1	0	0	0	1	0	0	0	0	0	0
FAIRFIELD C.T.A. - BUTLER	2		2	0	0	1	0	0	0	1	0	0	1	1	1	0	1	1	1	0	0	1	0	0	0	0	0	0	0	1	1	0	0	0	0	0	0
FAIRFIELD C.T.A. BUTLER	21		21	9	0	19	7	0	0	14	0	0	11	10	12	0	7	11	9	5	10	11	0	3	0	11	10	0	0	8	16	0	0	0	0	1	
FAIRFIELD UNION E.A.	4	1	5	1	2	1	1	0	0	5	0	0	2	3	3	1	3	3	1	0	1	3	0	1	0	2	1	0	0	2	3	0	0	0	0	0	0

Local	Pro	ESP	HEd	1:1s	New Edu	Joined	Potentials	Admin	Bullying	Career	ClassMgmt	College	Comm	Debt	EdPolicy	EduRights	Expect	FamCom	Families	Funding	Health	Lesson	Mentor	Nutrition	Paycheck	Pedagogy	Pension	PoliticAdv	Poverty	Safety	Salary	SocJust	Trauma	Wages	WholeStudent	WorkCond
FAIRLESS E. A.	1		1	0	0	0	0	0	0	0	0	0	1	0	0	1	0	0	1	0	0	0	0	0	0	0	0	0	0	1	0	0	0	0	0	
FAIRPORT HARBOR T.A.	1		1	0	0	0	1	0	0	0	0	0	0	0	0	0	1	0	1	0	1	0	0	0	0	0	0	0	0	1	1	0	0	0	0	
FAIRVIEW PARK E.A.	1		1	0	0	0	0	0	0	0	0	0	0	0	0	0	0	0	1	1	1	0	0	0	0	0	0	0	0	0	0	0	0	0	0	
FAYETTEVILLE-PERRY E.A.	2		2	0	0	0	1	0	0	2	0	0	1	0	1	1	1	0	0	0	1	0	0	0	0	0	0	0	0	2	1	0	0	0	0	
FIELD LOCAL T.A.	12		12	3	0	11	3	0	0	6	0	0	8	5	7	1	8	7	2	7	2	7	0	5	0	3	3	0	0	7	7	0	0	0	0	
FINDLAY E. A.	2		2	0	0	0	1	0	0	1	0	0	1	1	0	0	0	1	0	0	0	1	0	0	0	1	0	0	0	0	1	0	0	0	0	
FINNEYTOWN E.A.	3		3	1	0	2	2	0	0	1	0	0	3	1	2	0	2	1	1	1	1	1	0	2	0	0	0	0	0	3	2	0	0	0	0	
FIRELANDS E.A.	1		1	0	0	0	1	0	0	1	0	0	1	0	1	0	0	0	0	1	1	0	0	0	0	0	0	0	1	1	0	0	0	0	0	
FOREST HILLS E.A.	3		3	2	0	0	2	0	0	2	0	0	1	2	2	1	1	1	1	2	0	1	0	1	0	0	1	0	0	1	3	0	0	0	0	
FOREST ROSE E.A.	1	3	4	1	0	4	2	0	0	3	0	0	1	2	2	0	2	1	1	2	0	1	0	1	0	2	1	0	0	2	1	0	0	0	0	
FOSTORIA E. A.	4	1	5	2	0	5	1	0	0	3	0	0	2	1	3	0	1	2	3	4	3	2	0	2	0	0	1	0	0	3	4	0	0	0	0	
FOUR COUNTY J.V. E.A.	1		1	0	0	0	0	0	0	1	0	0	0	0	1	1	1	0	0	0	0	0	0	0	0	0	0	0	0	0	0	0	0	0	0	
FRANKLIN E. A. - WARREN	1		1	0	0	0	0	0	0	0	0	0	1	1	0	0	0	0	0	0	0	0	0	0	0	0	0	0	0	1	1	0	0	0	0	
FREDERICKTOWN E. A.	1		1	0	0	1	1	0	0	1	0	0	1	1	0	0	0	0	1	0	0	0	0	0	0	0	0	0	0	1	0	0	0	0	0	
FREMONT E. A.	3		3	2	0	0	0	0	0	2	0	0	1	0	1	1	1	0	1	0	1	0	1	0	0	0	0	0	0	0	2	0	0	0	0	
FRONTIER LOC. E.A	1		1	0	0	0	1	0	0	1	0	0	1	1	1	0	1	1	1	1	1	1	0	1	0	0	1	0	0	1	1	0	0	0	0	
GAHANNA-JEFFERSON E. A.	6	1	7	5	0	3	1	0	0	5	0	0	2	0	5	4	5	2	1	2	0	2	0	3	0	1	0	0	0	5	5	0	0	0	1	
GALION E.A.	15		15	1	1	10	0	0	0	4	0	0	1	0	1	0	1	0	0	1	2	0	0	0	0	0	0	0	0	1	3	0	0	0	0	
GALLIPOLIS E. A.	2		2	1	0	0	0	0	0	1	0	0	0	0	0	0	0	1	1	0	1	1	0	1	0	0	0	0	0	1	2	0	0	0	0	
GARAWAY T.A.	3		3	1	0	2	0	0	0	1	0	0	1	1	2	1	1	0	1	1	1	1	0	1	0	0	0	0	0	2	2	0	0	0	0	
GARFIELD E. A.	5		5	1	0	4	0	0	0	2	0	0	3	1	1	0	2	0	0	3	2	0	0	0	0	3	1	0	0	1	1	0	0	0	0	
GARFIELD HTS T. A.	3		3	0	0	0	0	0	0	1	0	0	1	1	0	0	2	2	0	0	0	2	0	1	0	1	2	0	0	2	0	0	0	0	0	
GIBSONBURG T. A.	1		1	0	0	0	1	0	0	0	0	0	0	1	0	0	1	0	1	0	0	0	0	0	0	0	1	0	0	1	1	0	0	0	0	
GIRARD E. A.	2		2	0	0	0	1	0	0	1	0	0	1	0	1	0	2	1	1	1	0	1	0	1	0	1	0	0	0	1	1	0	0	0	0	
GORHAM FAYETTE T.A.	1		1	0	0	0	0	0	0	0	0	0	0	0	0	0	0	0	0	0	0	0	0	0	0	0	0	0	0	0	0	0	0	0	0	
GOSHEN E.A.	1		1	0	0	0	1	0	0	1	0	0	1	1	1	1	1	1	1	1	0	1	0	0	0	0	0	0	0	1	1	0	0	0	0	
GRAHAM E. A.	2		2	1	0	0	2	0	0	1	0	0	1	0	0	2	2	1	0	0	0	1	0	0	0	0	0	0	0	2	2	0	0	0	0	
GRANDVIEW HTS E.A.	1		1	0	0	0	0	0	0	0	0	0	0	0	1	0	1	0	0	1	0	0	0	0	0	0	0	0	0	0	0	0	0	0	0	
GRANVILLE E. A.	1		1	1	0	0	1	0	0	1	0	0	0	0	0	0	1	1	0	1	0	1	0	0	0	0	0	0	0	0	1	0	0	0	0	0
GREEN E. A. - SUMMIT	1		1	0	0	0	1	0	0	0	0	0	1	1	0	0	1	1	0	0	0	1	0	1	0	1	0	0	0	1	0	0	0	0	0	
GREEN LOCAL T.A. - SCIOTO	1		1	0	0	0	0	0	0	1	0	0	1	0	1	0	0	0	1	0	1	0	0	0	0	0	0	0	0	1	1	0	0	0	0	
GREENE COUNTY C.C. E A	1		1	1	0	0	0	0	0	1	0	0	0	0	1	0	0	0	0	0	0	0	0	0	0	0	0	0	0	1	1	0	0	0	0	

Local	Pro	ESP	HEd	1:1s	New Edu	Joined	Potentials	Admin	Bullying	Career	ClassMgmt	College	Comm	Debt	EdPolicy	EduRights	Expect	FamCom	Families	Funding	Health	Lesson	Mentor	Nutrition	Paycheck	Pedagogy	Pension	PoliticAdv	Poverty	Safety	Salary	SocJust	Trauma	Wages	WholeStudent	WorkCond
GREENVILLE E. A.	1			1	0	0	0	0	0	0	0	0	1	0	1	0	0	0	0	0	0	0	0	0	0	0	0	0	0	0	1	0	0	0	0	
GROVEPORT-MADISON E.A.	2			2	1	0	0	0	0	1	0	0	2	0	0	0	2	0	2	1	0	0	0	1	0	0	0	0	0	1	2	0	0	0	0	
HAMILTON C.T.A. - BUTLER	7			7	2	0	1	0	0	3	0	0	4	2	0	1	3	3	3	1	0	3	0	2	0	0	2	0	0	1	6	0	0	0	0	
HAMILTON LOCAL E.A.	3			3	0	0	1	1	0	3	0	0	2	2	2	1	2	2	1	3	1	2	0	1	0	0	2	0	0	2	2	0	0	0	0	
HEATH E. A.	6			6	2	0	3	1	0	3	0	0	3	2	3	0	1	0	0	3	2	0	0	1	0	1	1	0	0	3	4	0	0	0	0	
HIGHLAND E. A. - MORROW	5			5	2	0	0	0	0	3	0	0	5	2	4	3	3	2	3	0	0	2	0	1	0	0	1	0	0	1	3	0	0	0	0	
HILLIARD E.A.	49	3	52	25	0	38	17	0	0	31	0	0	22	20	24	2	30	35	16	11	11	35	0	12	0	17	15	0	0	19	41	0	0	0	2	
HILLSBORO E.A.	5			5	1	0	0	0	0	4	0	0	3	0	1	0	4	3	2	0	1	3	0	1	0	0	1	0	0	3	3	0	0	0	0	
HOPEWELL LOUDON E.A.	1			1	0	0	0	0	0	0	0	0	0	0	1	0	1	1	0	1	0	1	0	0	0	1	0	0	0	0	1	0	0	0	0	
HUBBARD E.A.	4			4	1	0	1	1	0	2	0	0	2	0	0	0	3	1	2	2	1	1	0	1	0	0	0	0	0	2	1	0	0	0	0	
HUBER HEIGHTS E.A.	5			5	1	0	1	1	0	3	0	0	2	1	3	2	1	2	2	1	1	2	0	0	0	0	1	0	0	0	4	0	0	0	0	
HUDSON E. A.	2			2	0	0	0	1	0	0	0	0	0	0	2	0	1	0	2	1	0	0	0	0	0	0	1	0	0	1	1	0	0	0	0	
HUNTINGTON LOCAL E.A.	1			1	0	0	0	0	0	1	0	0	1	0	1	1	1	0	1	1	0	0	0	0	0	0	0	0	0	1	1	0	0	0	0	
HURON E.A.	1			1	0	0	0	1	0	1	0	0	1	0	1	1	1	1	0	0	0	1	0	0	0	0	0	0	0	0	1	0	0	0	0	
INDEPENDENCE E. A.	2			2	0	0	1	2	0	2	0	0	1	1	1	1	2	0	0	1	0	0	0	1	0	1	0	0	0	1	2	0	0	0	0	
INDIAN CREEK E. A.	9			9	1	0	4	1	0	6	0	0	4	1	4	1	3	3	2	1	1	3	0	3	0	3	1	0	0	3	6	0	0	0	0	
IRONTON E. A.	1			1	1	0	0	1	0	1	0	0	0	0	1	1	1	0	1	1	0	0	0	1	0	0	0	0	0	1	1	0	0	0	0	
JACKSON CITY E. A.	5			5	2	0	3	0	0	3	0	0	2	3	2	0	0	1	1	2	1	1	0	0	0	1	1	0	0	1	3	0	0	0	0	
JACKSON MEMORIAL E. A.	4	1	5	2	1	0	2	0	0	3	0	0	1	2	4	4	2	3	3	3	1	3	0	2	0	2	0	0	0	3	2	0	0	0	0	
JEFFERSON AREA T.A.	2			2	0	0	0	0	0	1	0	0	1	0	0	0	0	0	1	0	0	0	0	0	0	0	1	0	0	2	1	0	0	0	0	
JEFFERSON TOWNSHIP E.A.	4			4	2	0	2	1	0	3	0	0	1	1	2	2	4	3	1	1	0	3	0	1	0	1	1	0	0	1	4	0	0	0	0	
JOHNSTOWN E. A.	1			1	0	0	0	0	0	0	0	0	0	0	1	1	0	0	1	0	0	0	0	0	0	0	0	0	0	0	0	0	0	0	0	
JONATHAN ALDER E. A.	1			1	0	0	0	0	0	1	0	0	0	0	0	0	0	0	1	0	0	0	0	0	0	0	0	0	0	1	0	0	0	0	0	
KENTON E. A.	1			1	1	0	1	0	0	1	0	0	1	1	0	0	0	1	0	0	1	1	0	0	0	0	0	0	0	0	1	0	0	0	0	
KETTERING E.A.	9			9	4	0	3	2	0	3	0	0	3	1	5	3	3	2	2	3	0	2	0	2	0	0	5	0	0	3	4	0	0	0	0	
KEYSTONE LOC E A	2			2	0	0	0	2	0	2	0	0	0	0	1	0	2	1	0	0	1	1	0	0	0	0	0	0	2	2	0	0	0	0	0	
KINGS E.A.	2			2	1	0	0	2	0	1	0	0	1	2	1	1	2	2	2	2	0	2	0	1	0	1	2	0	0	2	2	0	0	0	0	
LAKE LOC E. A. - STARK	9	1	10	3	0	6	1	0	0	5	0	0	3	4	4	4	7	2	2	1	4	2	0	2	0	2	3	0	0	2	5	0	0	0	0	
LAKE LOC E. A.- STARK	1			1	0	0	0	1	0	0	0	0	0	0	1	0	0	1	0	0	0	1	0	0	0	0	0	0	0	0	1	0	0	0	0	
LAKELAND FACULTY ASSN		1	1	0	0	0	1	0	0	1	0	0	0	1	0	1	0	0	0	0	0	0	1	0	0	1	0	0	1	1	0	0	0	0	0	
LAKEVIEW T. A.	1			1	0	0	0	0	0	0	0	0	1	0	0	0	1	0	0	1	0	0	0	1	0	0	0	0	0	0	0	0	0	0	0	
LAKEWOOD T.A. - CUYAHOGA	3			3	0	0	0	1	0	3	0	0	3	1	1	1	3	2	2	1	1	2	0	0	0	0	0	0	0	2	3	0	0	0	0	

Local	Pro	ESP	HiEd	1:1s	New Edu	Joined	Potentials	Admin	Bullying	Career	ClassMgmt	College	Comm	Debt	EdPolicy	EduRights	Expect	FamCom	Families	Funding	Health	Lesson	Mentor	Nutrition	Paycheck	Pedagogy	Pension	PoliticAdv	Poverty	Safety	Salary	SocJust	Trauma	Wages	WholeStudent	WorkCond
LAKEWOOD T.A. - LICKING	3		3	1	0	0	1	0	0	3	0	0	1	1	3	2	2	1	1	1	1	1	0	1	0	0	0	0	1	3	0	0	0	1		
LAKOTA E.A. - BUTLER	58		58	4	0	51	2	0	0	6	0	0	7	4	3	1	7	3	2	2	3	3	0	3	0	1	2	1	0	5	5	0	0	0	0	
LANCASTER E.A.	16	1	17	5	0	11	4	0	0	11	0	0	5	5	7	1	9	8	5	3	5	8	0	3	0	4	7	0	0	6	12	0	0	0	0	
LAWRENCE CO. VOC T.A.	2		2	1	0	0	1	0	0	1	0	0	1	1	1	0	2	0	1	1	0	0	0	2	0	0	1	0	0	2	2	0	0	0	0	
LEETONIA E. A.	1		1	0	0	0	1	0	0	1	0	0	1	0	0	1	1	0	0	0	0	0	0	0	0	0	0	0	1	1	0	0	0	0		
LEXINGTON T. A.	6		6	0	0	5	1	0	0	1	0	0	1	0	1	1	1	1	1	0	0	1	0	0	0	0	0	0	1	1	0	0	0	0		
LIBERTY ASSN OF SCH EMPL	1		1	0	0	0	0	0	0	0	0	0	0	0	0	0	0	0	0	0	0	0	0	0	0	0	0	0	0	0	0	0	0	0	0	
LIBERTY UNION THURSTON E.A.	2		2	0	0	0	1	0	0	2	0	0	0	1	0	0	0	1	1	0	0	1	0	1	0	0	0	0	2	1	0	0	0	0	0	
LICKING HEIGHTS E. A.	4		4	1	0	2	1	0	0	1	0	0	1	1	0	0	1	0	2	1	0	0	0	0	0	0	0	0	2	3	0	0	0	0	0	
LIMA E.A.	2		2	0	0	0	1	0	0	1	0	0	1	1	2	0	1	0	2	2	0	0	0	1	0	1	0	0	2	1	0	0	0	0	0	
LOGAN E. A.	1		1	0	0	0	1	0	0	1	0	0	1	1	1	0	0	1	0	0	1	1	0	0	1	1	0	0	0	1	0	0	0	0	0	
LONDON E. A.	2		2	1	0	0	0	0	0	1	0	0	1	0	2	0	1	1	2	0	1	1	0	1	0	0	1	0	0	1	1	0	0	0	0	
LORAIN E. A.	10		10	0	0	0	3	0	0	5	0	0	8	4	6	0	7	3	3	3	2	3	0	3	0	2	3	0	0	3	9	0	0	0	0	
LOUISVILLE E. A.	1		1	0	0	0	1	0	0	1	0	0	1	0	1	1	1	1	0	1	0	1	0	1	0	0	1	0	0	1	0	0	0	0	0	
LOVELAND E. A.	1		1	1	0	0	1	0	0	1	0	0	0	1	1	1	1	1	1	1	0	1	0	1	0	0	1	0	0	1	1	0	0	0	0	
MAD RIVER E.A.	4		4	0	0	0	0	0	0	0	0	0	1	0	1	1	0	0	1	0	0	0	0	0	0	0	3	0	0	1	0	0	0	0	0	
MADISON E. A. - BUTLER	1		1	1	0	0	0	0	0	1	0	0	1	0	0	0	1	0	0	0	1	0	0	0	0	0	0	0	0	0	1	0	0	0	0	
MADISON E.A.- LAKE	26		26	0	0	1	6	0	0	9	0	0	2	5	6	0	14	13	13	6	3	13	0	2	0	12	6	0	0	7	16	0	0	0	0	
MADISON LOC E A- RICHLAND	14		14	4	0	7	6	0	0	6	0	0	6	2	6	1	8	5	3	4	3	5	0	4	0	1	3	0	0	6	9	0	0	0	0	
MADISON PLAINS E. A.	2		2	0	0	0	1	0	0	2	0	0	1	2	1	0	0	2	2	1	0	2	0	2	0	0	1	0	0	2	2	0	0	0	0	
MAHONING CO CAREER AND TEC	1		1	0	0	1	0	0	0	0	0	0	0	1	0	1	1	1	0	1	0	1	0	0	0	0	1	0	0	1	1	0	0	0	0	
MALVERN E.A.	41		41	0	0	0	19	0	0	22	0	0	13	17	9	0	17	12	7	11	10	12	0	9	0	25	7	0	0	19	23	0	0	0	0	
MANCHESTER OHIO RIVER	1		1	0	0	0	0	0	0	0	0	0	0	0	0	0	1	0	0	0	0	0	0	0	0	0	0	0	0	0	0	0	0	0	0	
MANSFIELD SCHL EMPL AN	27	1	28	9	14	7	7	0	0	15	0	0	10	2	10	2	10	8	7	14	8	8	0	5	0	5	5	0	0	9	20	0	0	0	0	
MAPLE HTS. T.A.	22	1	23	7	0	15	7	0	0	15	0	0	13	8	10	3	10	6	6	10	13	6	0	5	0	7	5	0	0	10	18	0	0	0	0	
MAPLETON T. A.	1		1	0	0	0	0	0	0	0	0	0	0	0	0	0	1	1	0	0	0	1	0	0	0	1	0	0	0	1	1	0	0	0	0	
MAPLEWOOD CAREER CTR E.A.	1		1	0	0	0	1	0	0	0	0	0	1	1	1	0	0	1	0	0	0	1	0	0	0	0	1	0	0	0	0	0	0	0	0	
MARIETTA E.A.	4		4	0	0	2	0	0	0	0	0	0	2	1	1	1	2	2	3	1	0	2	0	0	0	0	1	0	0	2	3	0	0	0	0	
MARION E. A. - MARION	10		10	1	0	0	3	0	0	4	0	0	5	3	6	3	4	5	7	3	1	5	0	2	0	1	3	0	0	4	8	0	0	0	2	
MARTINS FERRY E.A.	1		1	0	0	0	0	0	0	1	0	0	0	0	1	0	1	1	0	1	1	1	0	0	0	0	0	0	1	1	0	0	0	0	0	
MASON E. A.	1		1	0	0	0	0	0	0	0	0	0	0	0	1	0	1	1	0	1	0	1	0	0	0	0	0	0	1	1	0	0	0	0	0	
MASSILLON E. A.	1		1	1	0	1	0	0	0	1	0	0	1	0	0	0	0	0	1	0	0	0	0	0	0	0	0	0	0	0	0	0	0	0	0	

Local	Pro	ESP	HEd	1:1s	New Edu	Joined	Potentials	Admin	Bullying	Career	ClassMgmt	College	Comm	Debt	EdPolicy	EduRights	Expect	FamCom	Families	Funding	Health	Lesson	Mentor	Nutrition	Paycheck	Pedagogy	Pension	PoliticAdv	Poverty	Safety	Salary	SocJust	Trauma	Wages	WholeStudent	WorkCond	
MATHEWS E.A.	1			1	1	0	0	1	0	0	1	0	0	1	1	1	1	1	1	1	0	1	0	1	0	0	1	0	0	1	1	0	0	0	0		
MCDONALD E. A.	4			4	0	0	0	1	0	0	0	0	0	0	0	0	0	0	0	0	0	0	0	0	0	1	0	0	0	0	1	0	0	0	0		
MEDINA CITY T. A.	4			4	0	0	3	3	0	0	3	0	0	1	3	2	0	2	2	0	0	1	2	0	1	0	2	1	0	0	1	0	0	0	0		
MENTOR T. A.	2			2	1	0	0	1	0	0	2	0	0	2	1	2	0	1	1	1	1	2	1	0	1	0	1	0	0	0	1	1	0	0	0		
METROPOLITAN NASHVILLE EDUC	1			1	0	0	0	0	0	0	0	0	0	1	1	0	0	0	0	0	0	0	0	0	0	0	1	0	0	1	1	0	0	0	0		
MIAMI EAST A.S.P.	1			1	0	0	0	1	0	0	0	0	0	0	0	0	0	0	0	0	0	0	0	0	0	0	0	0	0	1	0	0	0	0	0		
MIAMI TRACE E.A.	2			2	0	0	0	0	0	0	1	0	0	1	0	2	0	0	0	0	1	0	0	0	1	0	0	0	0	1	2	0	0	0	0		
MIAMISBURG C.T.A.	7			7	2	0	1	1	0	0	2	0	0	3	1	2	1	3	2	1	1	1	2	0	0	0	1	2	0	0	3	4	0	0	0	0	
MIDDLETOWN CLASSI E.A.		1		1	0	0	0	0	0	0	0	0	0	0	0	0	0	0	0	0	0	0	0	0	0	0	0	0	0	0	0	0	0	0	0	0	
MIDDLETOWN T.A.	33	21		54	1	1	45	2	0	0	6	0	0	6	3	2	5	5	3	3	3	1	3	0	4	0	0	3	0	0	5	7	0	0	0	1	
MILFORD E. A.	3			3	0	0	1	0	0	0	1	0	0	0	0	0	0	1	0	0	0	0	0	0	0	1	0	0	0	0	2	0	0	0	1		
MILLCREEK W UNITY E. A.	1			1	0	0	0	1	0	0	1	0	0	1	0	1	1	1	0	1	0	1	0	1	0	1	0	0	0	1	0	0	0	0	0	0	
MILTON UNION E. A.	3			3	0	0	1	1	0	0	2	0	0	3	1	3	1	2	1	0	1	1	1	0	2	0	0	1	0	0	1	3	0	0	0	0	
MINFORD E. A.	1			1	0	0	0	0	0	0	1	0	0	1	0	1	0	1	0	0	0	1	0	0	0	0	0	0	0	0	1	0	0	0	0	0	
MOGADORE E.A.	2			2	0	0	1	0	0	0	1	0	0	0	0	2	0	2	0	0	0	0	0	0	0	0	0	0	0	1	1	0	0	0	0	0	
MOHAWK E. A.	4			4	1	0	1	0	0	0	1	0	0	3	0	0	1	2	2	0	0	1	2	0	0	0	2	0	0	0	1	2	0	0	0	0	
MONROE EDUCATION ASSN	10	4		14	1	0	13	0	0	0	1	0	0	1	0	0	1	1	0	0	0	0	0	1	0	0	0	0	0	0	0	0	0	0	0	0	
MONTPELIER E.A.	1			1	1	0	1	0	0	0	1	0	0	0	0	1	0	1	0	1	0	0	0	0	0	0	0	0	0	0	0	0	0	0	0	0	0
MORGAN LOC. E.A.	2			2	1	0	0	2	0	0	1	0	0	2	0	2	1	2	2	0	0	0	2	0	2	0	0	0	0	0	0	0	0	0	0	0	0
MT GILEAD T. A.	1			1	1	0	0	0	0	0	1	0	0	0	0	1	0	0	0	0	0	1	0	0	0	0	0	0	0	0	1	1	0	0	0	0	
MT HEALTHY T. A.	3			3	0	0	2	0	0	0	3	0	0	3	0	1	2	1	1	1	1	0	1	0	1	0	0	0	0	1	3	0	0	0	0	0	
MT VERNON E. A.	2			2	0	0	0	0	0	0	1	0	0	1	0	0	0	2	1	0	1	0	1	0	1	0	0	0	0	0	0	0	0	0	0	0	0
NATIONAL TRAIL E. A.	2			2	0	0	0	1	0	0	1	0	0	1	1	1	1	0	1	0	1	1	1	0	1	0	1	2	0	0	1	1	0	0	0	0	
NEW MIAMI E.A.	1			1	0	0	0	0	0	0	1	0	0	0	0	1	1	0	1	0	0	1	1	0	0	0	0	0	0	1	0	0	0	0	0	1	
NEWARK T. A.	21			21	16	0	19	8	0	0	16	0	0	14	6	9	0	15	12	3	5	8	12	0	4	0	6	4	0	0	6	18	0	0	0	0	
NEWBURY E.A.	1			1	1	0	0	0	0	0	1	0	0	1	0	0	0	0	0	1	1	1	0	0	0	0	0	0	0	1	1	0	0	0	0	0	
NEWCOMERSTOWN T.A.	1			1	0	0	0	1	0	0	1	0	0	1	1	1	0	1	0	1	0	0	0	0	0	0	0	0	0	1	1	0	0	0	0	0	
NILES E.A.	7			7	0	0	5	2	0	0	1	0	0	1	1	1	1	2	2	2	1	1	2	0	2	0	1	1	0	0	2	2	0	0	0	1	
NORDONIA HILLS E. A.	7			7	0	0	6	3	0	0	5	0	0	4	3	2	0	6	3	2	5	1	3	0	2	0	3	2	0	0	4	5	0	0	0	0	
NORTH CANTON E. A.	15			15	3	0	12	6	0	0	9	0	0	7	3	6	5	8	6	6	6	6	6	0	4	0	5	4	0	0	7	5	0	0	0	5	
NORTH COLLEGE HILL E.A.			1	1	0	0	0	0	0	0	0	0	0	1	0	0	1	0	0	0	0	0	0	0	0	0	0	0	0	0	0	0	0	0	0	0	0
NORTH OLMSTED E. A.	11			11	5	4	6	4	0	0	8	0	0	5	6	5	4	8	6	6	3	0	6	0	2	0	3	4	0	0	4	5	0	0	0	0	

Local	Pro	ESP	HEd	1:1s	New Edu	Joined	Potentials	Admin	Bullying	Career	ClassMgmt	College	Comm	Debt	EdPolicy	EduRights	Expect	FamCom	Families	Funding	Health	Lesson	Mentor	Nutrition	Paycheck	Pedagogy	Pension	PoliticAdv	Poverty	Safety	Salary	SocJust	Trauma	Wages	WholeStudent	WorkCond
NORTH ROYALTON E. A.	2		2	1	0	1	1	0	0	1	0	0	0	1	1	0	2	2	0	0	0	2	0	0	0	0	0	0	1	2	0	0	0	0		
NORTH UNION E.A.	2		2	0	0	0	2	0	0	0	0	0	1	1	1	0	1	0	1	1	0	0	0	0	0	1	2	0	0	1	2	0	0	0	0	
NORTHEASTERN LOCAL E.A.	2		2	2	0	1	0	0	0	2	0	0	1	0	2	1	2	0	2	0	0	0	0	1	0	1	0	0	0	2	1	0	0	0	0	
NORTHMONT DIST E.A.	20	1	21	8	2	16	1	0	0	10	0	0	8	7	6	0	8	8	6	6	3	8	0	3	0	4	6	0	0	5	4	0	0	0	0	
NORTHRIDGE E. A. - LICKING	2		2	0	0	0	0	0	0	1	0	0	1	1	0	0	1	0	0	1	1	0	0	0	0	1	1	0	0	1	1	0	0	0	0	
NORTHRIDGE T A-MONTGOMERY	3		3	0	0	1	1	0	0	0	0	0	1	0	0	0	1	0	0	0	0	0	0	0	0	0	2	0	0	0	1	0	0	0	0	
NORTHWEST T. A. - STARK	1		1	0	0	0	1	0	0	1	0	0	0	0	1	1	1	0	1	0	0	0	0	0	0	0	0	0	1	1	0	0	0	0	0	
NORTHWESTERN T A - CLARK	2	1	3	1	0	1	0	0	0	1	0	0	2	2	2	0	2	1	1	1	1	1	0	2	0	1	3	0	0	2	2	0	0	0	0	
NORTHWOOD LOCAL E.A.	2		2	1	0	0	0	0	0	1	0	0	0	0	1	1	0	0	2	1	0	0	0	0	0	0	0	0	1	0	0	0	0	0	0	
NORTON C.T.A.	2		2	0	0	0	0	0	0	0	0	0	0	0	1	1	1	0	0	0	0	1	0	0	0	0	0	0	1	1	0	0	0	0	0	
NORWOOD T. A.	1		1	0	0	0	0	0	0	1	0	0	0	1	1	0	1	1	0	1	0	1	0	0	0	0	0	0	0	1	0	0	0	0	0	
NW ASSOCIATION OF EDUCATOR	46		46	0	0	43	1	0	0	3	0	0	3	1	2	0	2	2	2	1	2	2	0	1	0	2	3	0	0	2	3	0	0	0	0	
OAK HILL UNION LOCAL E.A.	1		1	1	0	0	1	0	0	1	0	0	1	1	1	1	1	1	1	1	0	1	0	0	0	0	1	0	0	1	1	0	0	0	0	
OAK HILLS E.A.	4		4	1	0	0	0	0	0	4	0	0	2	2	3	2	4	2	2	1	1	2	0	1	0	0	0	0	0	2	3	0	0	0	0	
OBERLIN OHIO E. A.	2		2	1	0	0	1	0	0	2	0	0	1	1	2	2	0	1	1	0	0	1	0	0	0	0	1	0	0	2	2	0	0	0	0	
OHIO VALLEY E.A.	4		4	2	0	0	0	0	0	3	0	0	2	0	1	0	1	1	2	3	3	1	0	1	0	0	2	0	0	3	3	0	0	0	0	
OLD FORT LOC E. A.	2		2	1	2	0	0	0	0	0	0	0	0	0	0	0	0	1	0	0	0	0	0	0	0	0	0	0	0	0	0	0	0	0	0	
OLENTANGY TEACHERS ASSN	3		3	2	0	1	0	0	0	1	0	0	0	0	1	0	2	1	1	0	2	1	0	0	0	0	0	0	2	1	0	0	0	0	0	
OLMSTED FALLS E.A.	11		11	4	0	10	6	0	0	6	0	0	6	6	7	0	8	6	3	3	4	6	0	1	0	3	5	0	0	4	8	0	0	0	0	
OSEA - BGSU - MAIN	1		1	0	0	1	0	0	0	0	0	0	0	1	1	1	0	0	0	0	1	0	0	1	0	0	1	0	0	0	0	0	0	0	1	
OSEA - JOHN CARROLL UNIV		2	2	1	0	0	1	0	0	0	0	0	1	1	1	0	0	0	1	1	0	0	0	0	0	1	1	0	0	1	1	0	0	0	0	
OSEA - KENT ST UNIV - MAIN		2	2	1	0	0	2	0	0	2	0	0	2	2	2	1	2	2	0	1	2	2	0	1	0	1	1	0	0	1	2	0	0	0	1	
OSEA - MIAMI UNIV - MAIN		1	1	0	0	0	0	0	0	1	0	0	1	0	0	0	0	0	1	1	1	0	0	0	0	1	1	0	0	0	1	0	0	0	0	
OSEA - OHIO UNIV LANCASTER		14	14	1	0	1	7	0	0	13	0	0	8	8	11	12	11	8	7	9	0	8	0	8	0	2	3	0	0	11	13	0	0	0	0	
OSEA - OSU - MAIN		1	1	0	0	0	0	0	0	0	0	0	0	1	0	0	0	0	1	0	0	0	0	0	0	0	1	0	0	0	1	0	0	0	0	
OSEA - REGION 2		2	2	1	0	0	1	0	0	1	0	0	1	2	2	0	2	1	1	1	1	1	0	1	0	2	1	0	0	1	1	0	0	0	0	
OSEA - UNIVERSITY OF AKRON		1	1	0	0	0	0	0	0	1	0	0	0	0	0	0	1	0	1	0	0	0	0	1	0	0	0	0	1	1	0	0	0	0	0	
OSEA - YOUNGSTOWN ST UNIV		3	3	0	0	0	0	0	0	0	0	0	0	0	0	2	0	0	0	0	2	0	0	0	0	0	0	0	0	0	0	0	0	0	0	
OTSEGO E. A.	1		1	0	0	0	1	0	0	1	0	0	0	1	1	0	1	1	0	1	1	1	0	0	0	0	1	0	0	1	1	0	0	0	0	
PAINESVILLE CITY T. A.	4		4	1	0	1	1	0	0	2	0	0	2	3	3	1	3	0	4	3	1	0	0	1	0	1	2	0	0	3	4	0	0	0	0	
PAINT VALLEY LOC E.A.	5		5	0	0	2	2	0	0	4	0	0	3	1	3	1	4	2	3	2	0	2	0	1	0	0	1	0	0	4	3	0	0	0	0	
PARMA E. A.	16		16	4	0	3	6	0	0	9	0	0	6	8	11	4	13	5	7	10	1	5	0	2	0	7	3	0	0	9	14	0	0	0	0	

Local	Pro	ESP	HiEd	1:1s	New Edu	Joined	Potentials	Admin	Bullying	Career	ClassrmMgmt	College	Comm	Debt	EdPolicy	EduRights	Expect	FamCom	Families	Funding	Health	Lesson	Mentor	Nutrition	Paycheck	Pedagogy	Pension	PoliticAdv	Poverty	Safety	Salary	SocJust	Trauma	Wages	WholeStudent	WorkCond
PAULDING E. A.	4		4	2	0	3	1	0	0	1	0	0	3	0	1	0	2	3	3	0	1	3	0	1	0	0	0	0	3	2	0	0	0	0		
PERKINS E. A.	2		2	1	0	0	0	0	0	1	0	0	1	1	2	0	1	0	0	2	1	0	0	1	0	0	2	0	0	1	2	0	0	0	0	
PERRY C T A - STARK CO	1		1	0	0	0	0	0	0	0	0	0	1	0	0	0	1	1	0	1	1	1	0	0	0	0	0	0	1	1	0	0	0	0		
PERRY E. A. - ALLEN	1		1	1	0	0	1	0	0	1	0	0	1	1	1	1	1	1	0	1	0	1	0	1	0	0	0	0	1	1	0	0	0	0		
PERRYSBURG E. A.	6		6	1	0	1	3	0	0	2	0	0	3	2	3	2	4	3	3	2	2	3	0	2	0	0	0	0	4	3	0	0	0	0		
PICKAWAY ROSS T.A.	1		1	1	0	0	0	0	0	1	0	0	1	0	1	1	1	1	1	0	0	1	0	1	0	0	0	0	1	1	0	0	0	0		
PICKERINGTON E.A.	43	1	44	8	0	8	3	0	0	22	0	0	11	14	11	3	13	16	7	10	7	16	0	4	0	13	12	0	0	11	27	0	0	0	1	
PIQUA E. A.	2		2	1	1	0	0	0	0	2	0	0	1	0	2	1	1	0	2	1	0	0	0	0	0	1	0	1	0	1	1	0	0	0	0	
PLAIN LOC E. A. - FRANKLIN	11		11	3	0	7	1	0	0	5	0	0	6	3	6	1	4	5	5	3	1	5	0	2	0	3	2	0	0	1	6	0	0	0	0	
PLAIN LOC T. A. - STARK	6		6	2	0	1	1	0	0	3	0	0	4	1	0	1	3	3	1	2	0	3	0	0	0	1	2	0	0	2	3	0	0	0	2	
PLEASANT A OF T	3		3	0	0	3	0	0	0	0	0	0	0	0	0	0	0	0	0	0	0	0	0	0	0	0	0	0	0	0	0	0	0	0	0	
PLYMOUTH E. A.	1		1	0	0	0	0	0	0	1	0	0	0	0	1	1	1	0	1	0	0	0	0	0	0	0	0	0	0	1	0	0	0	0	0	
PORTAGE CO M.R. D.D.	2		2	0	0	0	1	0	0	0	0	0	1	0	0	0	1	1	0	0	0	1	0	1	0	1	0	0	0	1	0	0	0	0	0	
PORTAGE LAKES E. A.	1		1	0	0	0	1	0	0	0	0	0	0	1	0	0	0	0	0	1	0	0	0	0	0	0	0	0	0	0	0	0	0	0	0	
PORTSMOUTH CITY T. A.	3		3	0	0	0	1	0	0	3	0	0	1	0	3	0	3	2	2	1	1	2	0	1	0	1	1	0	0	2	3	0	0	0	0	
PREBLE-SHAWNEE LOCAL E.A.	8	1	9	4	1	5	1	0	0	5	0	0	3	3	3	0	5	3	2	3	2	3	0	1	0	2	5	0	0	4	5	0	0	0	0	
PRINCETON A. C. E.	4		4	2	0	0	0	0	0	2	0	0	2	1	1	1	2	3	1	0	0	3	0	0	0	0	3	0	0	1	3	0	0	0	0	
PUTNAM COUNTY E. A.	1		1	1	0	0	0	0	0	1	0	0	1	1	1	0	1	1	1	1	1	1	0	1	0	0	0	0	1	1	0	0	0	0	0	
PYMATUNING VALLEY E. A.	1		1	0	0	1	0	0	0	1	0	0	1	0	1	0	1	0	1	0	0	0	0	0	0	0	0	0	1	0	0	0	0	0	0	
RAVENNA E. A.	5		5	0	0	0	2	0	0	3	0	0	1	3	1	0	2	0	2	0	0	0	0	1	0	3	1	0	0	1	5	0	0	0	0	
READING E.A.	7	1	8	2	0	3	1	0	0	4	0	0	4	4	4	1	5	5	1	1	1	5	0	0	0	3	1	0	0	4	6	0	0	0	0	
RETIRED	43		43	0	0	0	0	0	0	0	0	0	0	0	0	0	0	0	0	0	0	0	0	0	0	0	42	0	0	0	0	0	0	0	0	
REYNOLDSBURG E.A.	30	2	32	4	0	18	16	0	0	17	0	0	14	10	17	3	14	15	10	7	11	15	0	7	0	12	8	0	0	18	21	0	0	0	2	
RIDGEDALE T. A.	1		1	0	0	0	0	0	0	0	0	0	1	0	0	1	0	0	1	1	1	0	0	0	0	1	0	0	0	1	1	0	0	0	0	
RIPLEY-UNION-LEWIS E.A.	1		1	0	0	1	0	0	0	0	0	0	0	0	0	0	0	0	0	0	0	0	0	0	0	0	0	0	0	0	0	0	0	0	0	
RITTMAN E. A.	7		7	1	0	1	4	0	0	5	0	0	4	3	6	1	3	2	1	1	2	2	0	0	0	2	0	0	0	3	5	0	0	0	0	
RIVER VALLEY T. A.	1		1	0	0	0	0	0	0	0	0	0	0	0	0	1	1	1	0	0	1	0	1	0	0	0	0	0	1	1	0	0	0	0	0	
RIVERDALE E. A.	1		1	1	0	1	0	0	0	1	0	0	1	1	0	0	0	0	0	0	1	0	0	0	0	0	0	0	0	0	0	0	0	0	0	0
RIVERSIDE LOCAL E.A.	2		2	0	1	0	1	0	0	2	0	0	2	0	1	1	1	1	0	1	0	1	0	0	0	0	0	0	1	2	0	0	0	0	0	
ROCK HILL E. A.	2		2	1	0	1	0	0	0	1	0	0	1	2	1	0	1	0	1	0	1	0	0	2	0	0	2	0	0	1	2	0	0	0	0	
ROCKY RIVER T. A.	1		1	0	0	0	0	0	0	1	0	0	0	1	1	0	0	0	0	1	0	0	0	0	0	0	0	0	0	1	0	0	0	0	0	
ROLLING HILLS E.A.	2		2	0	0	0	1	0	0	2	0	0	2	1	1	1	1	1	1	0	1	1	0	1	0	0	0	0	1	1	0	0	0	0	0	

Local	Pro	ESP	HEd	1:1s	New Edu	Joined	Potentials	Admin	Bullying	Career	ClassMgmt	College	Comm	Debt	EdPolicy	EduRights	Expect	FamCom	Families	Funding	Health	Lesson	Mentor	Nutrition	Paycheck	Pedagogy	Pension	PoliticAdv	Poverty	Safety	Salary	SocJust	Trauma	Wages	WholeStudent	WorkCond
ROOTSTOWN E. A.	20		20	0	0	1	7	0	0	10	0	0	8	3	9	1	8	4	7	1	2	4	0	6	0	5	5	0	0	5	8	0	0	0	2	
S.C.O.P.E.	2		2	0	0	0	1	0	0	1	0	0	1	1	1	0	1	1	1	1	1	1	0	1	0	1	0	0	0	1	2	0	0	0	0	
SANDUSKY E.A.	8		8	4	0	6	6	0	0	3	0	0	5	3	4	0	6	3	1	2	3	3	0	1	0	4	3	0	0	2	5	0	0	0	0	
SCIOTO CO CAREER TECH CTR T	1		1	1	0	0	1	0	0	1	0	0	1	1	1	0	1	0	1	1	1	0	0	1	0	0	1	0	0	1	1	0	0	0	0	
SHEFFIELD-SHEFF LAKE T A	2		2	0	0	0	0	0	0	0	0	0	1	1	2	0	1	0	2	0	0	0	0	1	0	0	0	0	0	2	2	0	0	0	0	
SHELBY E. A.	1	1	2	1	0	1	0	0	0	1	0	0	0	0	1	1	1	0	0	0	0	0	0	0	0	0	0	0	0	0	0	0	0	0	0	0
SIDNEY E. A.	1		1	0	0	0	0	0	0	1	0	0	1	1	1	0	1	0	0	0	0	0	0	0	0	0	0	0	0	0	0	0	0	0	0	0
SOUTH POINT A.C.T.	2		2	0	0	0	1	0	0	2	0	0	2	0	0	1	0	1	2	0	1	1	0	0	0	0	0	0	0	0	2	0	0	0	0	0
SOUTHEAST LOCAL DISTRICT TA	5		5	0	0	2	1	0	0	3	0	0	3	3	3	0	3	4	1	4	3	4	0	2	0	3	1	0	0	4	3	0	0	0	0	0
SOUTHEAST LOCAL E A - WAYNE	1		1	0	0	0	0	0	0	0	0	0	1	1	1	0	0	1	1	0	0	1	0	0	0	0	1	0	0	1	0	0	0	0	0	0
SOUTHEASTERN LOCAL E. A.	1		1	0	0	1	0	0	0	0	0	0	0	1	1	0	0	0	0	0	0	0	0	0	0	0	0	0	0	0	0	0	0	0	0	0
SOUTHERN LOC E. A. - MEIGS	3		3	0	0	0	1	0	0	1	0	0	1	0	1	0	1	3	1	0	0	3	0	0	0	0	2	0	0	2	2	0	0	0	0	0
SOUTHERN LOC E. A. - PERRY	1		1	0	0	0	0	0	0	0	0	0	0	0	1	0	1	1	0	0	1	1	0	0	0	1	0	0	0	1	1	0	0	0	0	0
SOUTHERN LOC TA -COLUMBIAN/	1		1	0	0	0	1	0	0	1	0	0	0	0	1	1	1	1	0	1	0	1	0	0	0	0	0	0	0	1	1	0	0	0	0	0
SOUTHWEST LICKING E. A.	2		2	0	0	0	1	0	0	1	0	0	0	1	2	0	2	2	1	0	1	2	0	0	0	1	1	0	0	1	2	0	0	0	0	0
SOUTH-WESTERN E.A.	85	5	90	45	0	65	35	0	0	55	0	0	42	39	49	7	63	57	30	37	32	57	0	23	0	38	38	0	0	33	75	0	0	0	3	
SPRINGBORO E. A.	3		3	1	0	1	1	0	0	0	0	0	2	3	2	2	1	1	2	2	0	1	0	1	0	0	2	0	0	3	1	0	0	0	0	0
SPRINGFIELD E.A. - CLARK	15		15	8	2	7	3	0	0	12	0	0	8	6	9	1	7	6	4	5	7	6	0	5	0	7	6	0	0	4	12	0	0	0	0	0
SPRINGFIELD E.A. - LUCAS	4		4	1	0	3	2	0	0	3	0	0	3	3	3	2	3	3	4	4	0	3	0	3	0	0	2	0	0	4	4	0	0	0	0	0
SPRINGFIELD LOCAL A.C.T.	2		2	0	0	1	0	0	0	1	0	0	2	0	2	0	1	0	1	1	1	0	0	0	0	0	0	0	0	1	2	0	0	0	0	0
ST BERNARD-ELMWOOD PLC E A	1		1	0	0	0	0	0	0	1	0	0	1	0	0	0	1	1	1	0	0	1	0	0	0	0	0	0	0	0	1	0	0	0	0	0
ST MARYS E.A.	1		1	1	0	0	0	0	0	1	0	0	1	1	1	1	1	0	1	1	0	0	0	1	0	0	1	0	0	1	1	0	0	0	0	0
STEBENVILLE E. A.	10		10	3	0	6	4	0	0	5	0	0	2	2	4	1	7	3	1	0	3	3	0	2	0	4	0	0	0	2	6	0	0	0	0	0
STOW T. A.	9		9	0	0	7	1	0	0	2	0	0	2	2	2	4	4	2	1	1	3	2	0	1	0	4	1	0	0	4	2	0	0	0	2	0
STREETSBORO E. A.	5	1	6	0	0	0	4	0	0	4	0	0	0	5	2	0	1	0	0	2	0	0	0	1	0	6	2	0	0	3	3	0	0	0	0	0
STRONGSVILLE E. A.	10		10	3	0	9	1	0	0	8	0	0	2	4	5	0	6	6	3	1	2	6	0	1	0	5	4	0	0	4	5	0	0	0	0	0
STRUTHERS E. A.	3		3	1	0	2	0	0	0	2	0	0	1	1	0	0	0	0	0	0	0	0	0	0	0	1	1	0	0	2	2	0	0	0	0	0
SWANTON E. A.	2		2	0	0	1	0	0	0	1	0	0	2	0	0	0	1	1	2	2	1	1	0	1	0	0	1	0	0	1	2	0	0	0	0	0
SWITZERLAND OF OHIO E. A.	4		4	3	0	1	3	0	0	2	0	0	4	1	3	2	3	2	4	2	1	2	0	3	0	1	0	0	0	3	4	0	0	0	0	0
SYCAMORE E. A.	2		2	0	0	0	0	0	0	1	0	0	2	1	0	0	1	1	1	0	0	1	0	1	0	0	1	0	0	2	1	0	0	0	0	0
SYLVANIA E.A.	11	1	12	6	0	9	7	0	0	9	0	0	7	5	7	1	7	6	2	4	2	6	0	1	0	4	5	0	0	4	7	0	0	0	0	0
SYMMES VALLEY E. A.	1		1	0	0	0	1	0	0	0	0	0	0	1	1	0	1	1	0	0	0	1	0	1	0	0	0	0	0	0	1	0	0	0	0	0

Local	Pro	ESP	HEd	1:1s	New Edu	Joined	Potentials	Admin	Bullying	Career	ClassMgmt	College	Comm	Debt	EdPolicy	EduRights	Expect	FamCom	Families	Funding	Health	Lesson	Mentor	Nutrition	Paycheck	Pedagogy	Pension	PoliticAdv	Poverty	Safety	Salary	SocJust	Trauma	Wages	WholeStudent	WorkCond	
T. A. OF CENTRAL LOC	1			1	1	0	0	0	0	0	0	0	0	0	1	0	1	0	0	0	0	0	0	0	0	0	0	0	0	0	1	0	0	0	0		
T. A. OF WASHINGTON LOC	20			20	6	0	17	9	0	0	15	0	0	12	8	9	0	11	9	5	4	9	9	0	6	0	3	8	0	0	9	13	0	0	0	0	
TALLMADGE TEACHERS ASSN		1		1	0	0	1	0	0	0	1	0	0	1	0	0	1	1	1	1	0	0	1	0	1	0	0	0	0	0	1	0	0	0	0		
TCHRS ORGN WEST RESV	5			5	2	0	1	2	0	0	2	0	0	5	2	1	2	4	3	4	2	0	3	0	3	0	0	0	0	2	3	0	0	0	0		
TEAYS VALLEY E. A.	3			3	2	0	1	0	0	0	2	0	0	0	1	2	1	2	0	2	2	1	0	0	1	0	1	1	0	0	2	2	0	0	0	0	
TECUMSEH E.A.	3			3	3	0	3	2	0	0	1	0	0	3	1	1	0	2	1	0	1	1	1	0	0	1	0	0	0	0	3	0	0	0	0	0	
THREE RIVERS E. A.	2			2	1	0	2	0	0	0	1	0	0	2	1	2	1	2	1	2	1	0	1	0	2	0	1	1	0	0	2	1	0	0	0	0	
TIFFIN E. A.	2			2	2	0	0	1	0	0	2	0	0	1	1	2	0	1	0	1	0	0	0	1	0	0	0	0	0	1	2	0	0	0	0	0	
TIPP CITY E.A.	3			3	0	0	0	0	0	0	0	0	0	0	0	0	0	0	0	0	0	0	0	0	0	0	0	3	0	0	0	0	0	0	0	0	
TRI-VALLEY E. A.	10			10	3	0	9	3	0	0	5	0	0	3	3	4	5	5	3	0	0	5	3	0	2	0	3	3	0	0	1	6	0	0	0	2	
TROTWOOD MADISON E. A.	23	3	1	27	8	0	18	5	0	0	14	0	0	9	4	6	0	9	5	3	3	10	5	0	3	0	4	10	0	0	7	14	0	0	0	0	
TROY CITY E. A.	3			3	0	0	0	1	0	0	2	0	0	2	0	0	0	1	0	0	0	0	0	0	0	1	2	0	0	0	1	0	0	0	0	0	
TRUMBULL CAREER & TECH E.A.	1			1	1	0	0	0	0	0	1	0	0	0	0	0	0	1	0	0	0	0	0	0	0	1	0	0	0	0	0	0	0	0	0	0	0
TRUMBULL CO BOARD PROF S.A.	2			2	0	0	0	1	0	0	0	0	0	1	1	0	0	1	1	1	0	0	1	0	0	1	0	0	0	2	1	0	0	0	0	0	
TUSLAW C.T.A.	2			2	0	0	1	1	0	0	1	0	0	0	1	1	0	0	0	1	0	0	0	1	0	0	1	0	0	0	0	0	0	0	0	0	0
TWINSBURG E. A.	15			15	2	0	13	3	0	0	9	0	0	5	6	11	0	9	5	6	3	3	5	0	2	0	6	6	0	0	8	10	0	0	0	0	0
UNION LOCAL E.A.	2			2	0	0	0	2	0	0	2	0	0	0	0	1	0	2	0	0	0	1	0	0	1	0	1	0	0	0	0	1	0	0	0	0	0
UNION SCIOTO E. A.	1			1	0	0	0	0	0	0	1	0	0	0	0	1	0	1	0	0	1	0	0	0	0	0	0	0	0	0	1	0	0	0	0	0	0
UNITED E. A.	1			1	0	0	1	0	0	0	0	0	0	0	0	0	0	0	0	0	0	0	0	0	0	0	0	0	0	0	0	0	0	0	0	0	0
UNITED RIVERSIDE E.A.	1			1	1	0	1	0	0	0	0	0	0	1	1	1	0	0	0	1	1	1	0	0	0	0	0	0	0	1	1	0	0	0	0	0	0
UPPER ARLINGTON E. A.	4			4	0	0	0	1	0	0	3	0	0	2	3	1	0	2	1	1	3	0	1	0	0	0	0	0	0	3	2	0	0	0	0	0	0
UPPER SANDUSKY E. A.	1			1	0	0	0	0	0	0	1	0	0	0	0	1	0	1	0	1	1	1	0	1	0	1	1	0	0	0	1	0	0	0	0	0	0
URBANA A.C.T.	1			1	0	0	0	0	0	0	1	0	0	1	1	1	0	1	1	1	1	0	1	0	0	0	0	0	0	1	1	0	0	0	0	0	0
VANDALIA BUTLER E.A.	13			13	1	0	12	1	0	0	5	0	0	2	5	7	0	5	1	4	4	4	1	0	2	0	5	2	0	0	5	7	0	0	0	0	0
VERMILION T. A.	3			3	1	0	0	2	0	0	3	0	0	2	2	2	1	3	2	1	2	1	2	0	3	0	1	1	0	0	3	2	0	0	0	0	0
WALNUT TWP E A	1			1	0	0	0	0	0	0	1	0	0	0	0	1	0	1	0	1	1	0	0	0	0	1	0	0	0	1	0	0	0	0	0	0	1
WAPAKONETA E. A.	2			2	0	0	0	1	0	0	1	0	0	1	0	0	0	1	1	0	0	1	1	0	0	0	0	0	0	0	0	0	0	0	0	0	0
WARREN E. A. - TRUMBULL	13			13	2	0	3	2	0	0	8	0	0	6	5	4	3	8	7	8	2	3	7	0	4	0	1	5	0	0	7	9	0	0	0	0	2
WARREN LOC. E. A.	1			1	0	0	0	1	0	0	1	0	0	1	1	1	1	1	1	1	1	0	1	0	1	0	1	1	0	0	1	1	0	0	0	0	0
WASHINGTON CENTERVILLE LBR	1			1	0	0	1	0	0	0	0	0	0	0	0	0	0	0	0	0	0	0	0	0	0	0	0	0	0	0	0	0	0	0	0	0	0
WASHINGTON E. A. - FAYETTE	4			4	3	0	4	3	0	0	4	0	0	3	3	1	0	2	3	1	1	1	3	0	2	0	1	3	0	0	2	4	0	0	0	0	0
WATERLOO E. A.	2			2	0	0	1	0	0	0	0	0	0	0	1	0	0	0	0	0	0	0	0	0	0	0	0	0	0	0	1	0	0	0	0	0	0

Local	Pro	ESP	HiEd	1:1s	New Edu	Joined	Potentials	Admin	Bullying	Career	ClassrmMgmt	College	Comm	Debt	EdPolicy	EduRights	Expect	FamCom	Families	Funding	Health	Lesson	Mentor	Nutrition	Paycheck	Pedagogy	Pension	PoliticAdv	Poverty	Safety	Salary	SocJst	Trauma	Wages	WholeStudent	WorkCond	
WAYNE COUNTY J.V.S. E.A.	1			1	0	0	0	0	0	1	0	0	0	1	0	0	0	0	0	0	1	0	0	0	0	0	0	0	0	0	0	0	0	0	0	0	
WAYNE TRACE E.A.	4			4	2	3	0	0	0	0	0	0	1	1	2	0	1	1	0	0	0	1	0	0	0	0	0	0	0	0	1	0	0	0	0	0	
WAYNESVILLE E.A.	1			1	0	0	0	0	0	0	0	0	0	1	1	1	0	0	1	0	0	0	0	0	1	1	0	0	1	0	0	0	0	0	0	1	
WEAVER E.A.	1			1	0	0	0	0	0	0	0	0	0	0	0	0	1	0	0	0	0	0	0	0	0	0	0	0	0	0	0	0	0	0	0	0	
WELLSVILLE T.A.	4	1		5	0	0	0	1	0	0	1	0	0	2	2	2	0	1	1	1	0	2	1	0	2	0	1	3	0	0	3	2	0	0	0	0	
WEST BRANCH E. A.	1			1	0	0	0	0	0	0	0	0	1	0	0	0	1	1	1	0	0	1	0	0	0	0	0	0	0	0	0	0	0	0	0	0	
WEST CARROLLTON E. A.	1			1	0	0	0	0	0	0	0	0	0	1	0	0	0	0	0	0	1	0	0	0	0	0	1	0	0	1	0	0	0	0	0	0	
WEST CLERMONT E.A.	3			3	0	0	0	1	0	0	2	0	0	0	0	3	0	2	2	2	0	0	2	0	0	0	0	0	0	0	2	0	0	0	0	0	
WEST JEFFERSON E. A.	1			1	0	0	0	1	0	0	0	0	1	0	0	0	0	0	0	0	0	0	0	0	0	0	1	0	0	0	0	0	0	0	0	0	
WEST LIBERTY SALEM E. A.	1			1	1	0	0	0	0	0	0	0	0	0	0	1	1	0	0	0	0	0	0	1	0	0	0	0	0	1	0	0	0	0	0	0	
WEST MUSKINGUM E. A.	1			1	0	0	0	0	0	0	0	0	1	0	0	1	0	0	0	0	0	0	0	0	0	0	0	0	0	0	1	0	0	0	0	1	
WESTERVILLE E. A.	17	4		21	4	1	4	9	0	0	15	0	0	12	6	12	9	14	11	11	8	5	11	0	10	0	11	4	0	0	11	13	0	0	0	2	
WESTFALL E. A.	2			2	0	0	1	1	0	0	1	0	0	1	0	1	0	2	2	1	1	0	2	0	1	0	1	0	0	0	0	2	0	0	0	0	
WHITEHALL E. A.	25	1		26	11	0	21	10	0	0	21	0	0	16	9	14	3	17	15	5	5	13	15	0	6	0	6	9	0	0	12	25	0	0	0	0	
WILLARD E.A.	3	2		5	3	0	3	0	0	0	1	0	0	2	1	1	1	2	0	2	2	1	0	0	0	1	2	0	0	2	4	0	0	0	0	0	
WILLOUGHBY-EASTLAKE T. A.	11	1		12	2	0	9	5	0	0	7	0	0	8	6	7	1	6	3	7	5	5	3	0	4	0	4	5	0	0	3	8	0	0	0	0	
WILMINGTON E.A.	1			1	1	0	0	0	0	0	1	0	0	1	1	1	1	1	0	0	0	0	0	0	0	0	0	0	0	1	1	0	0	0	0	0	
WINTON WOODS T.A.	34	2		36	13	0	17	20	0	0	21	0	0	20	17	22	0	22	20	14	15	16	20	0	15	0	16	17	1	0	23	33	0	0	0	1	
WOODRIDGE E. A.	4			4	0	0	1	0	0	0	2	0	0	2	1	1	0	1	0	1	0	0	0	0	0	1	0	0	0	1	2	0	0	0	0	0	
WOOSTER E. A.	3			3	0	0	0	0	0	0	0	0	1	0	1	1	2	2	2	2	0	2	0	0	0	1	0	0	0	1	3	0	0	0	0	0	
WORTHINGTON E. A.	8	1	1	10	5	1	2	3	0	0	7	0	0	6	8	8	3	5	4	5	3	1	4	0	6	0	4	7	0	0	5	7	0	0	0	0	
WYNFORD E.A.	2			2	0	0	1	1	0	0	0	0	0	0	0	0	1	1	0	0	0	1	0	1	0	0	0	0	0	1	1	0	0	0	0	0	
WYOMING E. A.	1			1	0	0	0	0	0	0	1	0	0	1	0	1	1	0	1	1	0	0	1	0	1	0	0	0	0	0	0	0	0	0	0	0	0
XENIA E. A.	5			5	0	0	0	1	0	0	0	0	0	0	1	1	1	1	2	2	0	1	0	0	0	0	2	0	0	2	3	0	0	0	0	0	
YOUNGSTOWN E. A.	49	4		53	14	0	30	14	0	0	33	0	0	29	13	18	3	24	24	16	13	17	24	0	10	0	25	10	0	0	25	39	0	0	0	1	
YSU A OF PROF ADMIN STAFF		5		5	1	0	2	0	0	0	3	0	0	4	2	2	0	2	1	2	1	0	1	0	2	0	2	1	0	0	2	3	0	0	0	0	
ZANE TRACE E. A.	17			17	0	0	1	3	0	0	7	0	0	6	5	5	0	6	7	3	9	0	7	0	2	0	8	6	0	0	5	14	0	0	0	0	
ZANESVILLE E. A.	1			1	0	0	1	0	0	0	0	0	0	0	1	1	1	1	1	1	1	0	1	0	1	0	0	0	0	1	1	0	0	0	0	0	